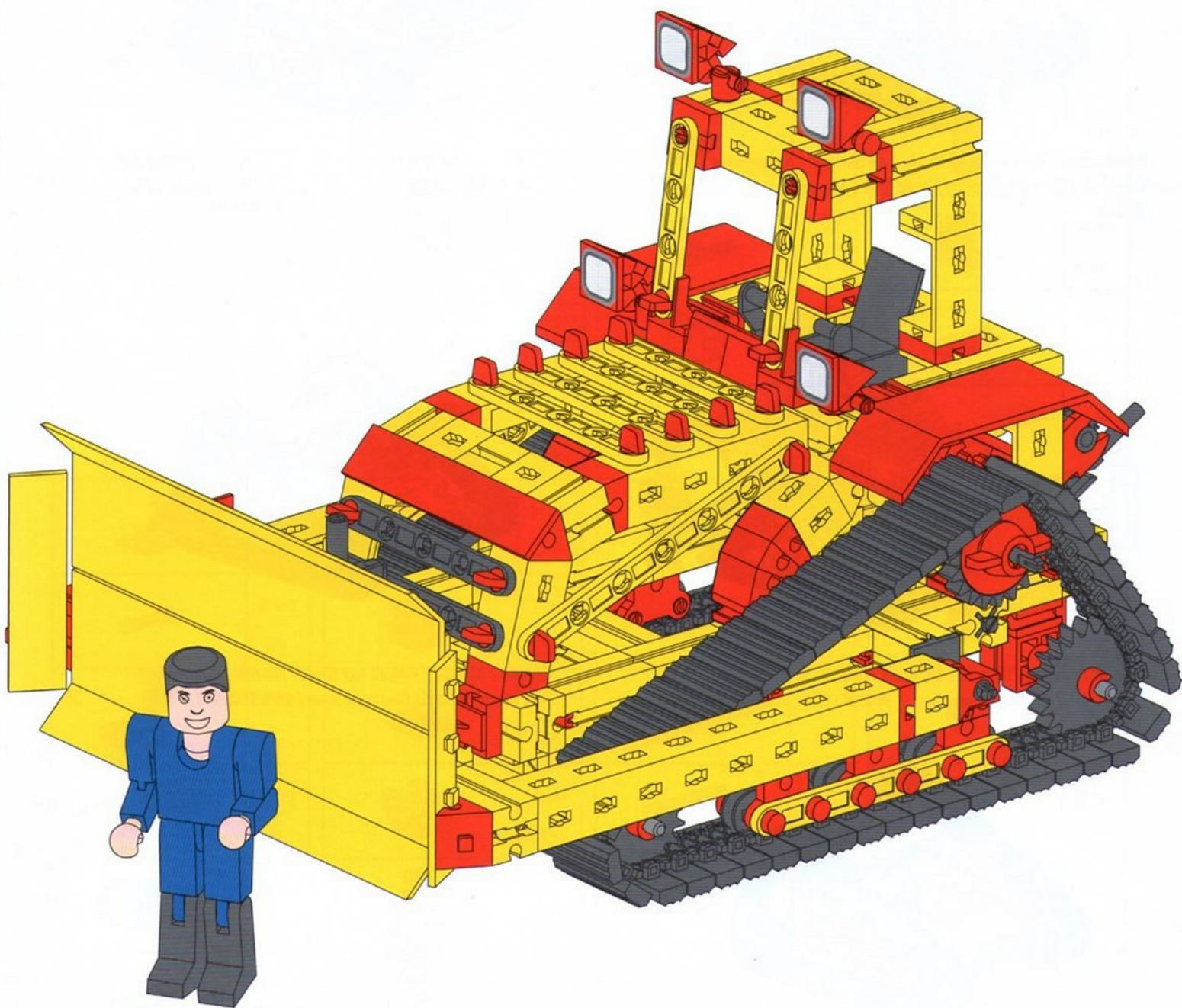


# BIG BULLDOZER

fischertechnik 

ADVANCED





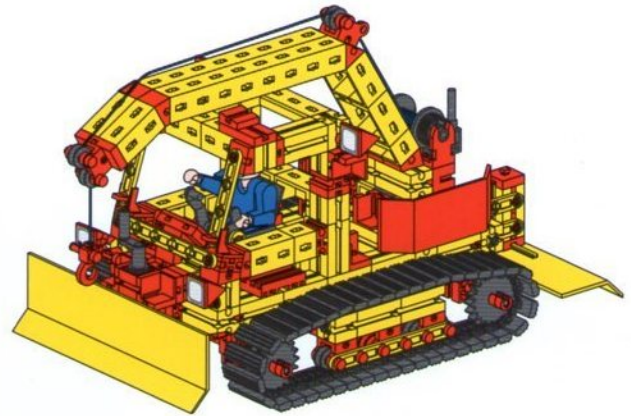

**Inhalt**  
**Contents**  
**Contenu**

**Inhoud**  
**Contenido**  
**Conteúdo**

**Contenuto**  
**Содержание**  
**目录**


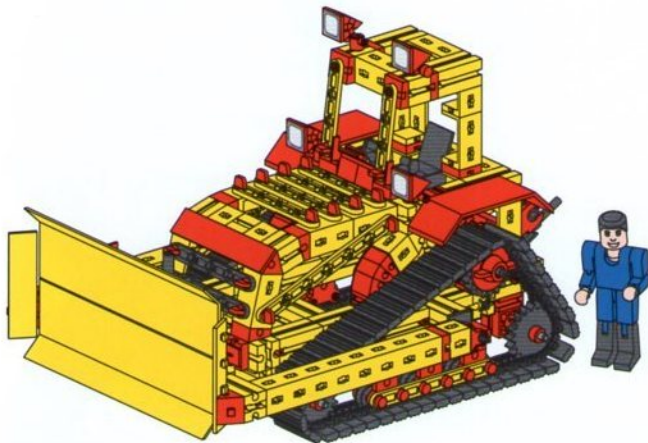
Einzelteilübersicht / Spare parts list / Liste des pièces détachées / Onderdelenoverzicht / Lista da piezas / Resumo de peça individual /  
Singoli componenti / Отдельные детали / 零件概览 ..... 1

Montagetipps / Tips for assembly / Tuyaux pour le montage / Montagetips / Consejos para el montaje / "Dicas" para montagem /  
Consigli per il montaggio / Советы по сборке / 装配建议 ..... 2




Radarfahrzeug / Radar vehicle / Véhicule à module radar / Radarvoertuig /  
Vehículo de radar / Veículo radar / Veicolo radar / Машина с радаром /  
雷达车 ..... 3

Pistenraupe / Snow groomer / Chenille de damage des pistes / Pistemaker /  
Oruga de pistas / Lagarta de pista / Cingolato per pista / Гусеничная  
снегоуплотнительная машина / 雪道整理机 ..... 8



Bulldozer / Bulldozer / Bulldozer / Bulldozer / Niveladora de orugas /  
Escavadeira / Bulldozer / Бульдозер / 推土机 ..... 19

Allroader / Allroader / Véhicule tout terrain / Allroader / Todocamino /  
Toda estrada / Allroad / Внедорожник / 四轮驱动履带 ..... 30

















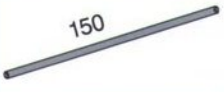

































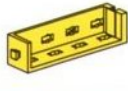










Allroader mit Motorisierung / Allroader with motorization / Véhicule tout  
terrain avec motorisation / Allroader met motorisering / Todocamino con  
motorización / Toda estrada com motorização / Allroad con motorizzazione /  
Внедорожник с приводом / 带电机的四轮驱动履带 ..... 33

**Einzelteilübersicht**  
**Spare parts list**  
**Liste des pièces détachées**

**Onderdelenoverzicht**  
**Lista da piezas**  
**Resumo de peça individual**

**Singoli componenti**  
**Отдельные детали**  
**零件概览**

 60°	31 010 8 x		31 848 12 x		32 859 1 x		36 819 3 x
 30°	31 011 5 x		31 896 2 x		35 031 2 x	 60	36 952 2 x
	31 021 2 x		31 918 4 x		35 049 10 x		37 237 24 x
	31 027 1 x	 15°	31 981 9 x		35 053 8 x		37 468 21 x
 150	31 030 2 x		31 982 75 x	 60	35 065 2 x		37 679 10 x
	31 058 2 x		31 983 5 x		35 073 2 x		38 225 1 x
 15	31 060 1 x		31 994 2 x		35 088 1 x		38 240 14 x
	31 436 2 x		31 997 1 x		35 973 1 x		38 241 2 x
	31 597 2 x		31 998 1 x		35 977 1 x		38 244 1 x
	31 674 2 x		31 999 1 x		35 980 10 x		38 246 4 x
	31 690 20 x		32 064 9 x		36 248 32 x		38 253 2 x
	31 766 1 x	 7,5°	32 071 4 x		36 294 2 x		38 258 15 x
	31 774 2 x		32 085 8 x		36 297 1 x		38 260 2 x
	31 779 4 x		32 853 1 x		36 299 17 x	 30	38 413 1 x
	31 790 88 x			 4	36 323 18 x		38 423 8 x



**Einzelteilübersicht**  
**Spare parts list**  
**Liste des pièces détachées**

	38 428 2 x
	38 446 1 x
	38 474 2 x
	38 531 2 x

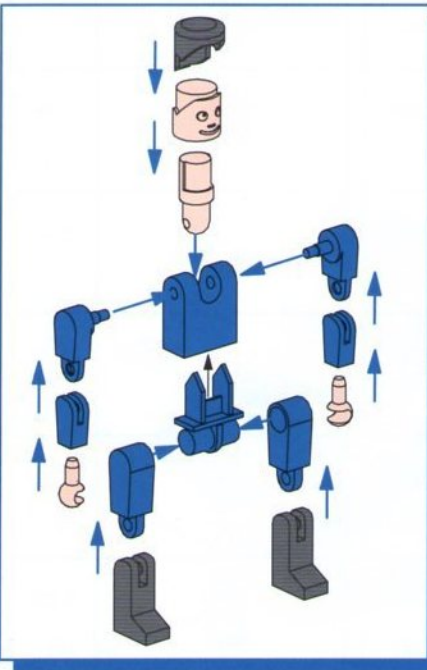
**Onderdelenoverzicht**  
**Lista da piezas**  
**Resumo de peça individual**

	38 538 4 x
	38 540 4 x
	38 541 2 x
	38 545 3 x

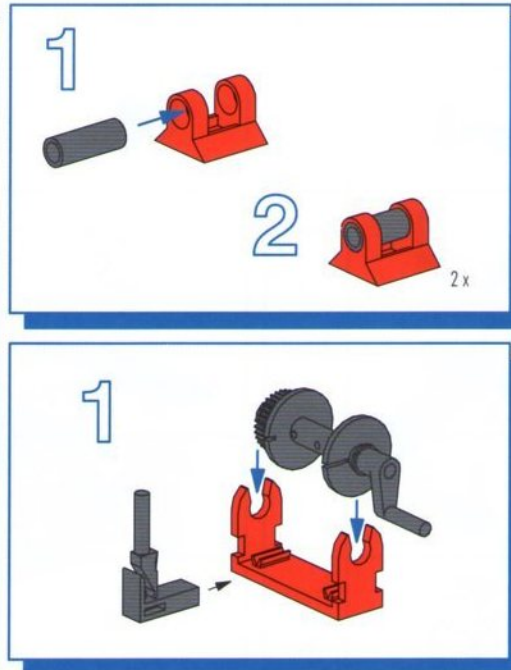
**Singoli componenti**  
**Отдельные детали**  
**零件概览**

	128 659 176 x		136 735 1 x
	130 593 2 x		
	136 528 37 x		
	136 529 14 x		

**Montagetipps**  
**Tips for assembly**  
**Tuyaux pour le montage**



**Montagetipps**  
**Consejos para el montaje**  
**"Dicas" para montagem**



**Consigli per il montaggio**  
**Советы по сборке**  
**装配建议**



- Alle Einzelteile, insbesondere bewegliche Teile sind falls notwendig zu warten und zu reinigen.
- All components, especially moving parts, should be maintained and cleaned as necessary.
- Toutes les pièces détachées et en particulier les pièces mobiles, sont, si nécessaire, à entretenir et à nettoyer.
- Alle onderdelen, vooral de bewegende delen, kunnen, indien noodzakelijk, onderhouden en gereinigd worden.

- Achtung  
Verletzungsgefahr an Bauteilen mit funktionsbedingten scharfen Kanten und Spitzen!
- Caution  
Be careful not to hurt yourself on components with sharp or pointed edges!
- Attention  
Risque de blessure sur les éléments comportant des arêtes et o pointes vives indispensables au bon fonctionnement!
- Let op  
U kunt zich bezeren aan bouwstenen met scherpe randen of punten!

- Es necesario limpiar y mantener en buen estado todas las diferentes piezas - especialmente las piezas móviles.
- Caso necessário, todas as peças individuais, especialmente peças móveis, tem que ser submetidas à manutenção e ser limpadas.
- Se necessario, tutti i singoli componenti, soprattutto le parti mobili, si devono eventualmente sottoporre a manutenzione e pulizia.
- Все детали, особенно подвижные, требуют ухода и чистки.
- 必要时应保养和清洁所有零件，尤指运动部件。

- Attenzione  
Esiste il pericolo di lesione con i pezzi di costruzione che hanno bordi e punte spigolosi necessari per la funzionalità del pezzo!
- Atenção  
Perigo de ferimentos em peças componentes com cantos vivos e pontas obrigatórias para o funcionamento !
- Attenzione  
Pericolo di lesioni dovute a componenti con spigoli vivi e punte per motivi funzionali!
- Будьте осторожны  
Об острые края деталей и и наконечники можно обрезаться!
- 注意  
因功能需要而带有锋利的棱边和尖角的部件可能会带来受伤危险！



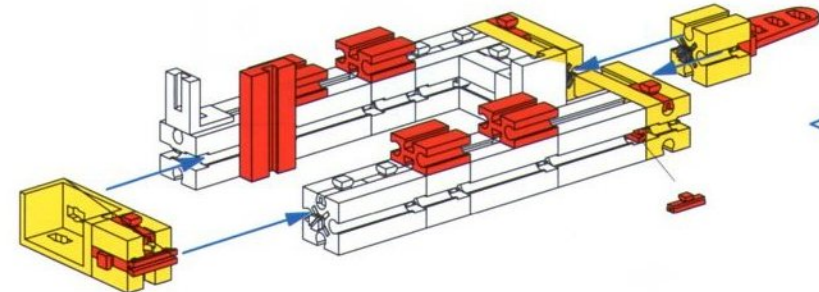
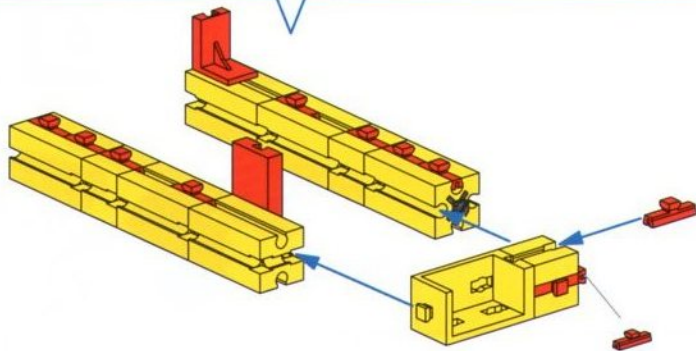
Radarfahrzeug  
 Radar vehicle  
 Véhicule à module radar

Radarvoertuig  
 Vehículo de radar  
 Veículo radar

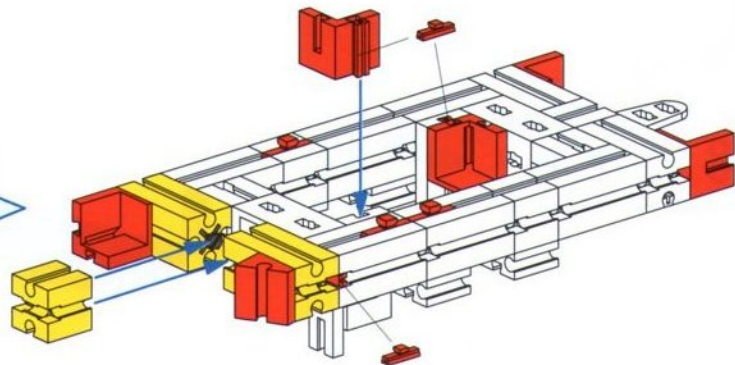
Veicolo radar  
 Машина с радаром  
 雷达车



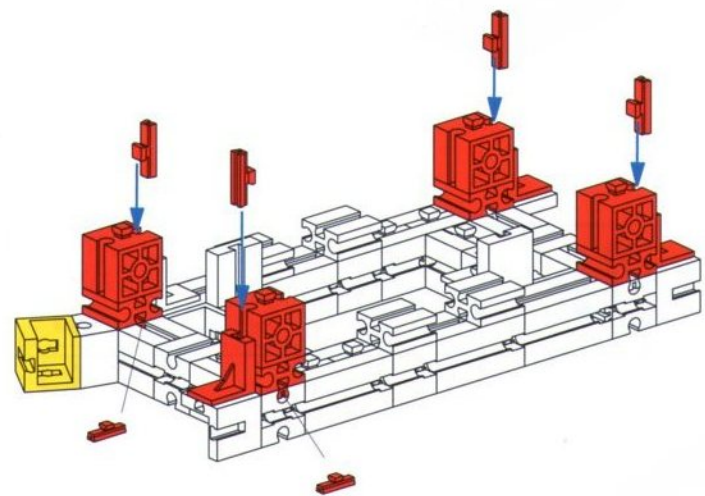
- 1**
- Yellow Technic Beam 1x6: 6x
  - Yellow Technic Beam 1x3: 3x
  - Yellow Technic Beam 1x2: 1x
  - Red Technic Pin: 11x
  - Red Technic Brick 1x2: 1x
  - Red Technic Pin with Friction Ridge: 1x



- 2**
- Yellow Technic Beam 1x6: 2x
  - Yellow Technic Beam 1x3: 2x
  - Yellow Technic Beam 1x2: 1x
  - Red Technic Pin: 6x
  - Red Technic Pin with Friction Ridge: 1x
  - Red Technic Brick 1x2: 1x
  - Red Technic Pin with Friction Ridge: 4x

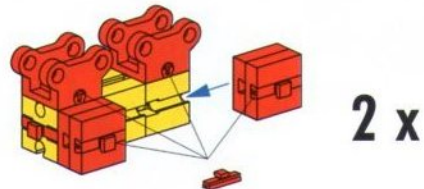


- 3**
- Yellow Technic Beam 1x6: 2x
  - Yellow Technic Beam 1x3: 1x
  - Red Technic Pin: 6x
  - Red Technic Pin with Friction Ridge: 30°: 1x
  - Red Technic Pin with Friction Ridge: 5x



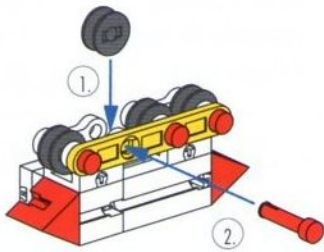
- 4**
- Red Technic Pin with Friction Ridge: 3x
  - Red Technic Pin: 6x
  - Red Technic Pin with Friction Ridge: 4x
  - Red Technic Brick 1x2: 4x
  - Yellow Technic Beam 1x2: 1x

- 5**
- Yellow Technic Beam 1x6: 2x
  - Yellow Technic Beam 1x3: 2x
  - Red Technic Pin: 8x
  - Red Technic Pin with Friction Ridge: 4x
  - Red Technic Pin: 10x





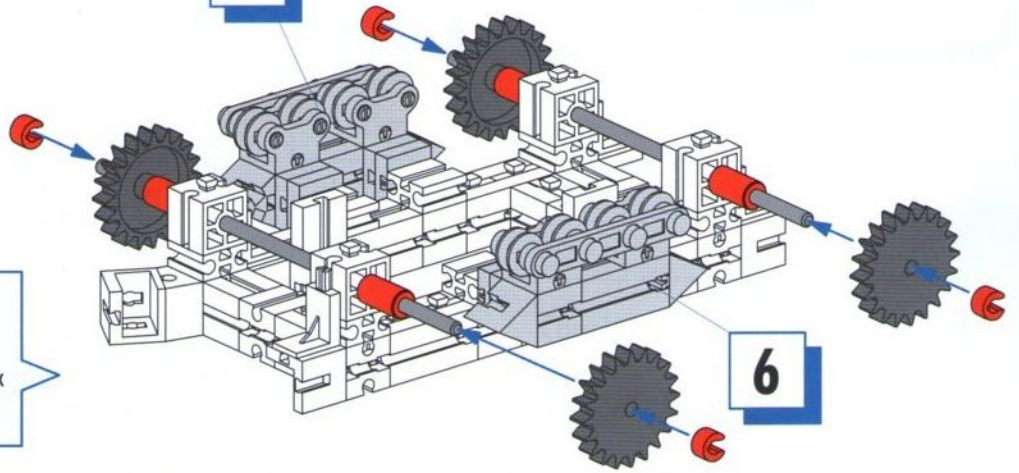
2 x



6

4 x 8 x 8 x 45 2 x

6



6

7

4 x 4 x 4 x 150 2 x

150 mm

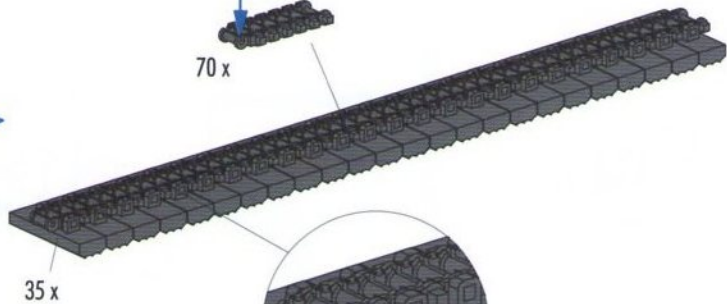


70 x

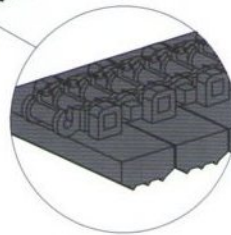
8

140 x 70 x

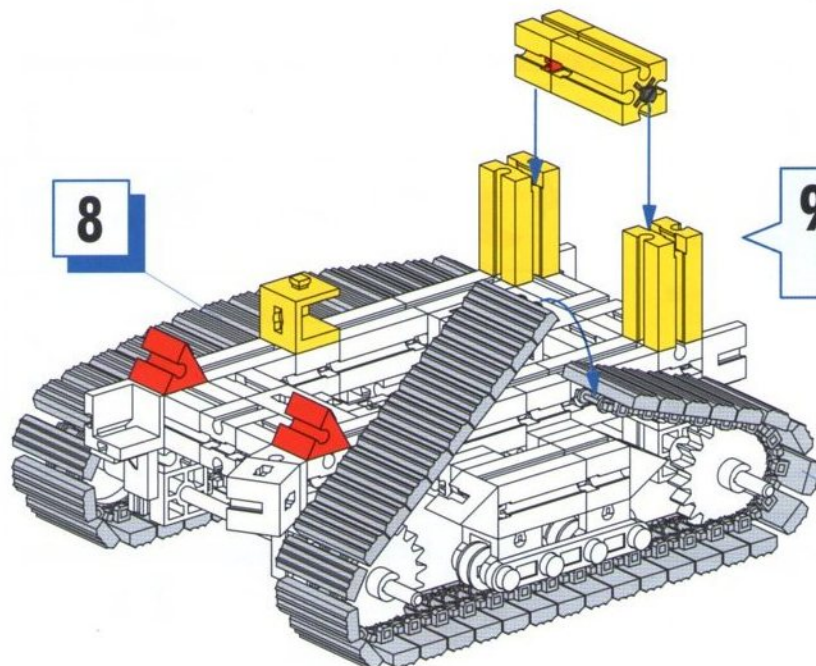
2 x



35 x



8



8

9

3 x 1 x 1 x 1 x 2 x 1 x









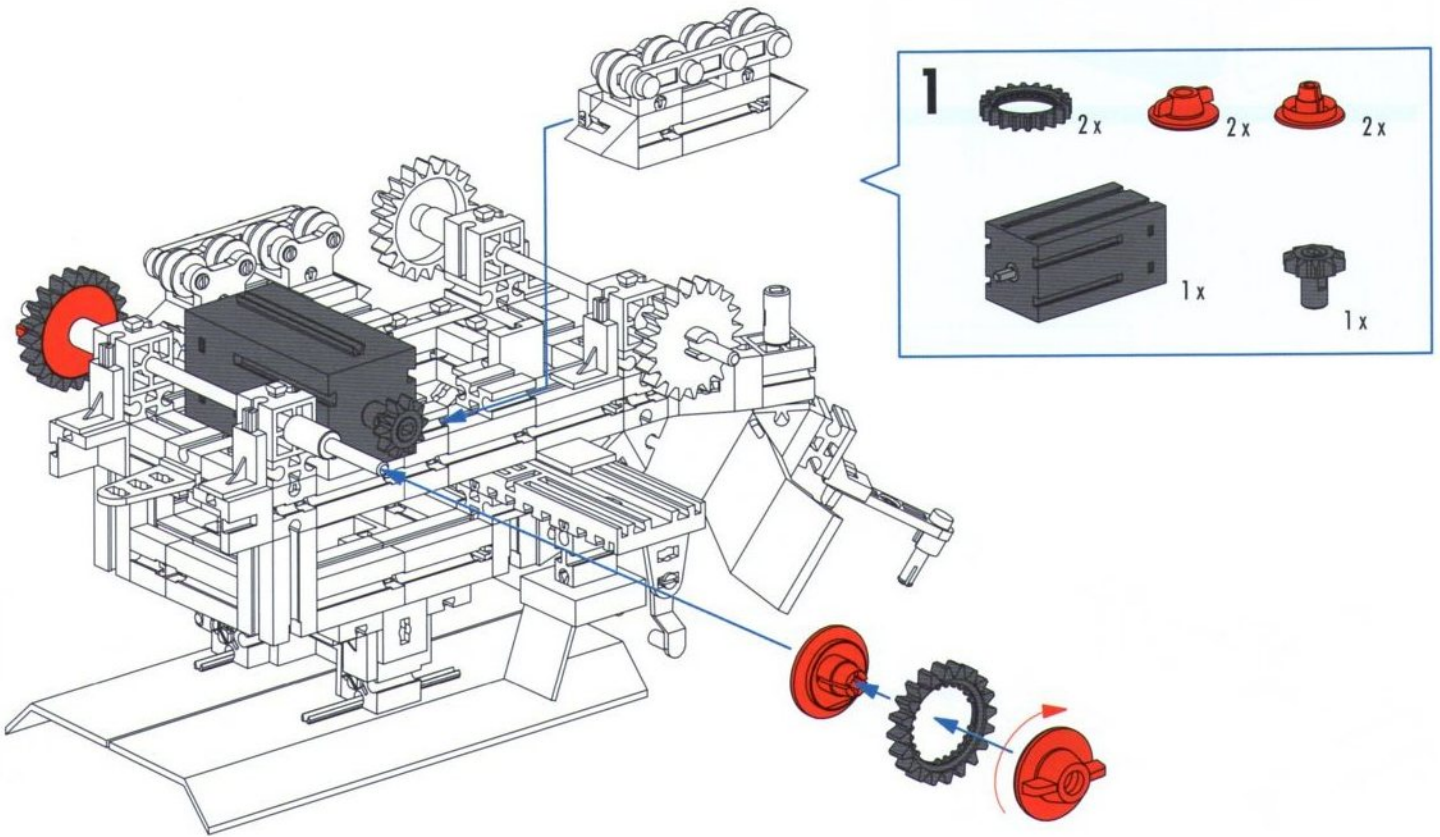


Motorisierung  
Motorization  
Motorisation

Motorisering  
Motorización  
Motorização

Motorizzazione  
Приводной механизм  
电动卷扬机 机动化与遥控

Motor Set  
XM  
505 282

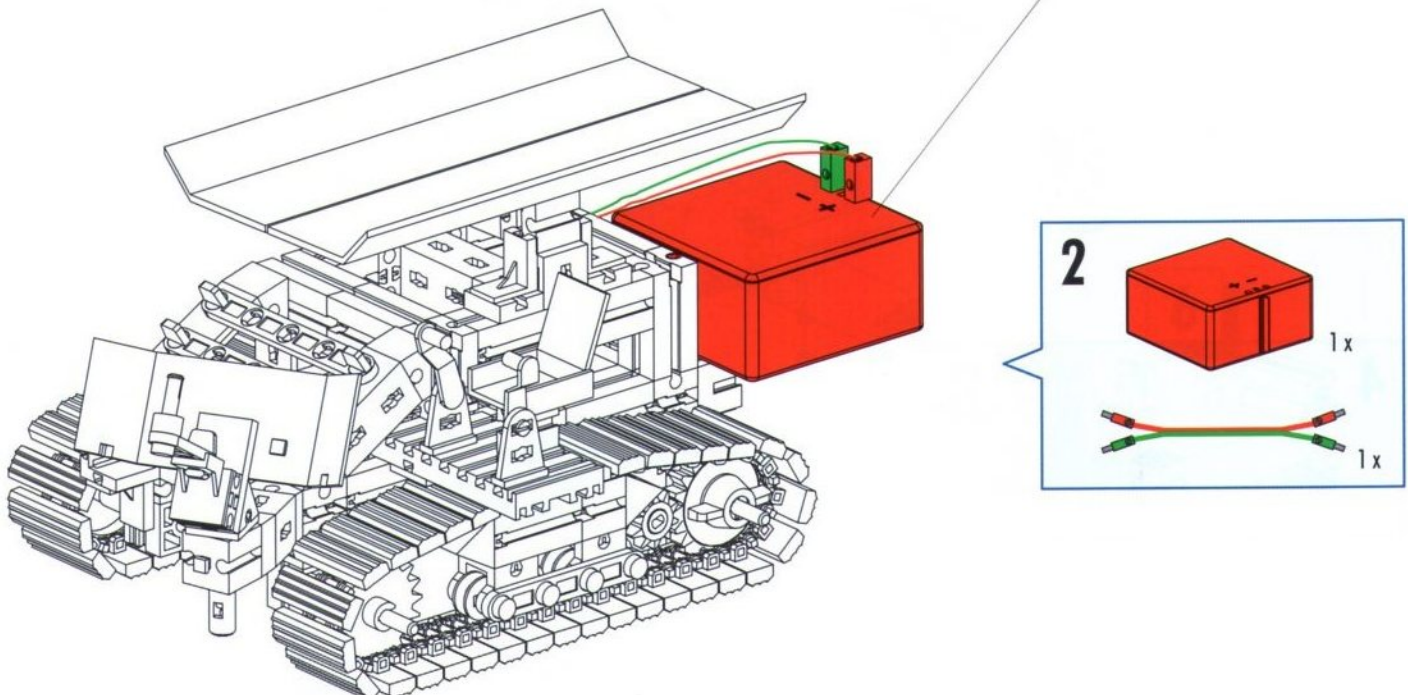


Stromversorgung  
Power supply  
Alimentation électrique

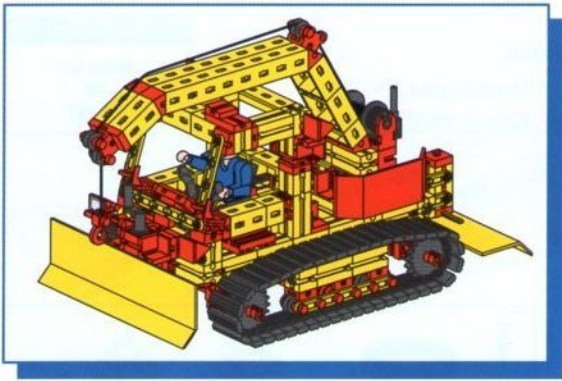
Stroomvoorziening  
Alimentación de corriente  
Alimentação elétrica

Alimentazione  
Электропитание  
电源供应装置

Accu Set  
34969





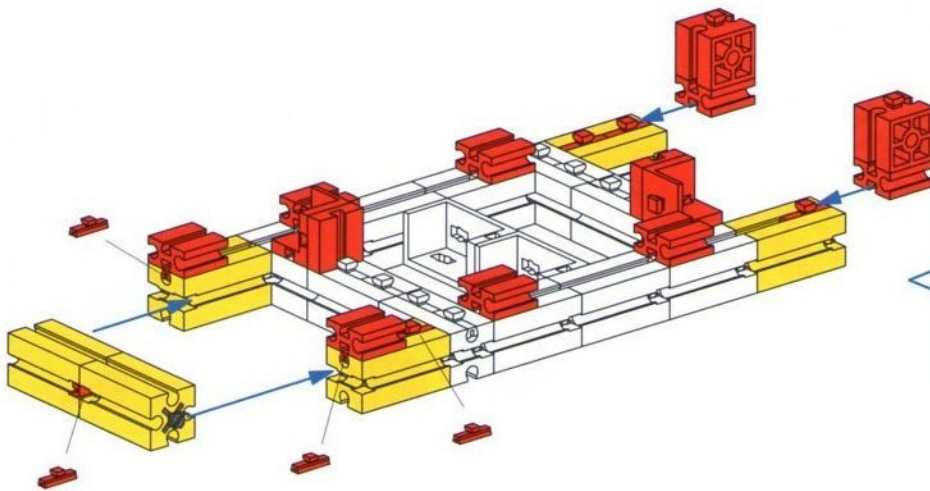
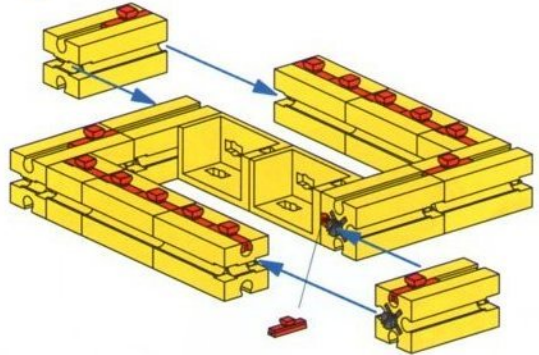


**Pistenraupe**  
**Snow groomer**  
**Chenille de damage**  
**des pistes**

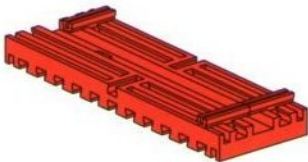
**Pistemaker**  
**Oruga de pistas**  
**Lagarta de pista**

**Cingolato per pista**  
 Гусеничная  
 снегоуплотнительная машина  
 雪道整理机

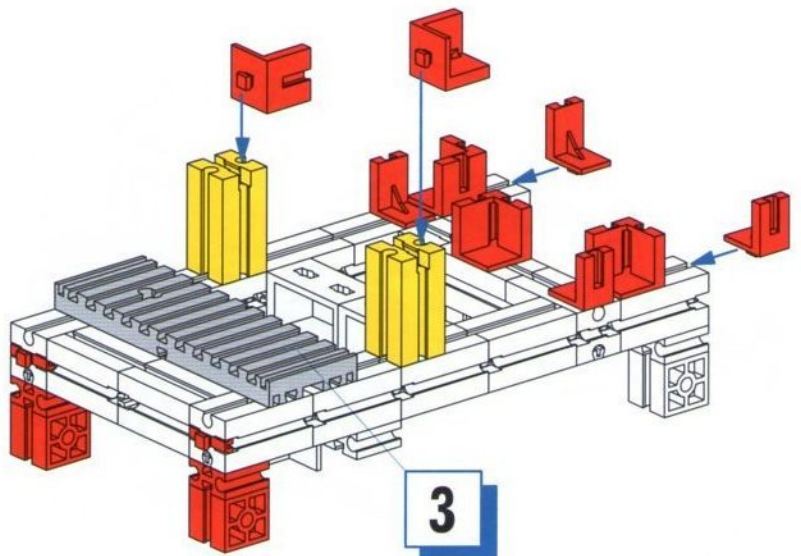
- 1** 10 x 2 x 2 x 15 x



- 2** 6 x 2 x 8 x  
 2 x 2 x 7 x







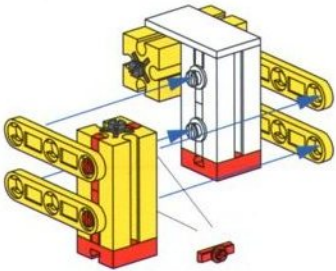
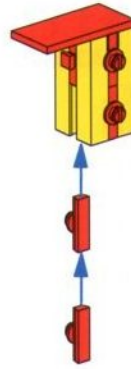
- 3** 1 x 3 x


















- 4** 2 x 5 x 4 x  
 2 x 2 x 2 x

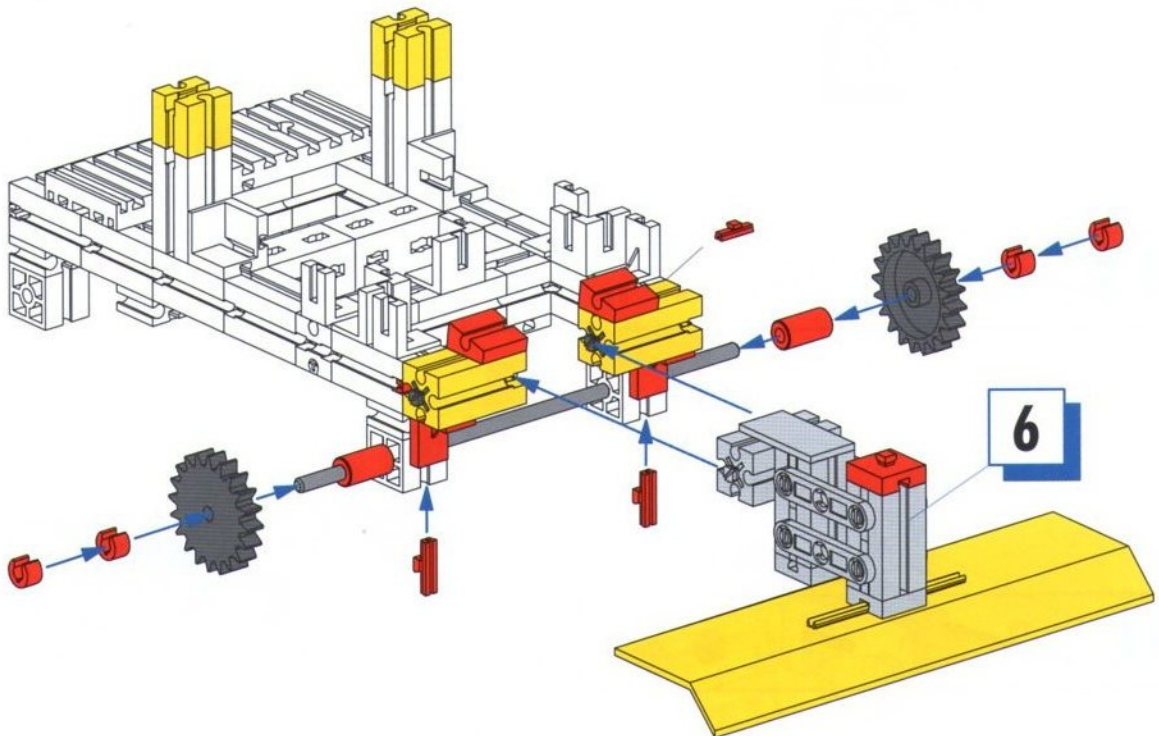


- 5**  1x  1x  4x  1x



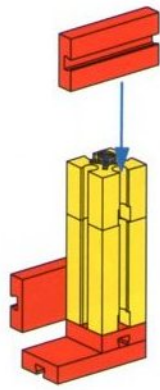
- 6**  2x  2x  4x  4x





- 7**  2x  2x  2x  1x  4x  2x  1x  4x  2x  2x  1x









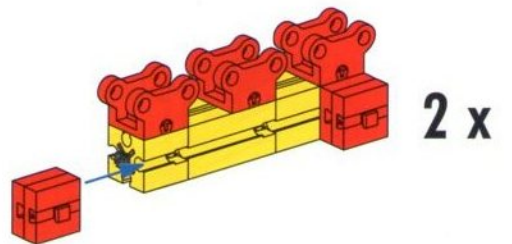
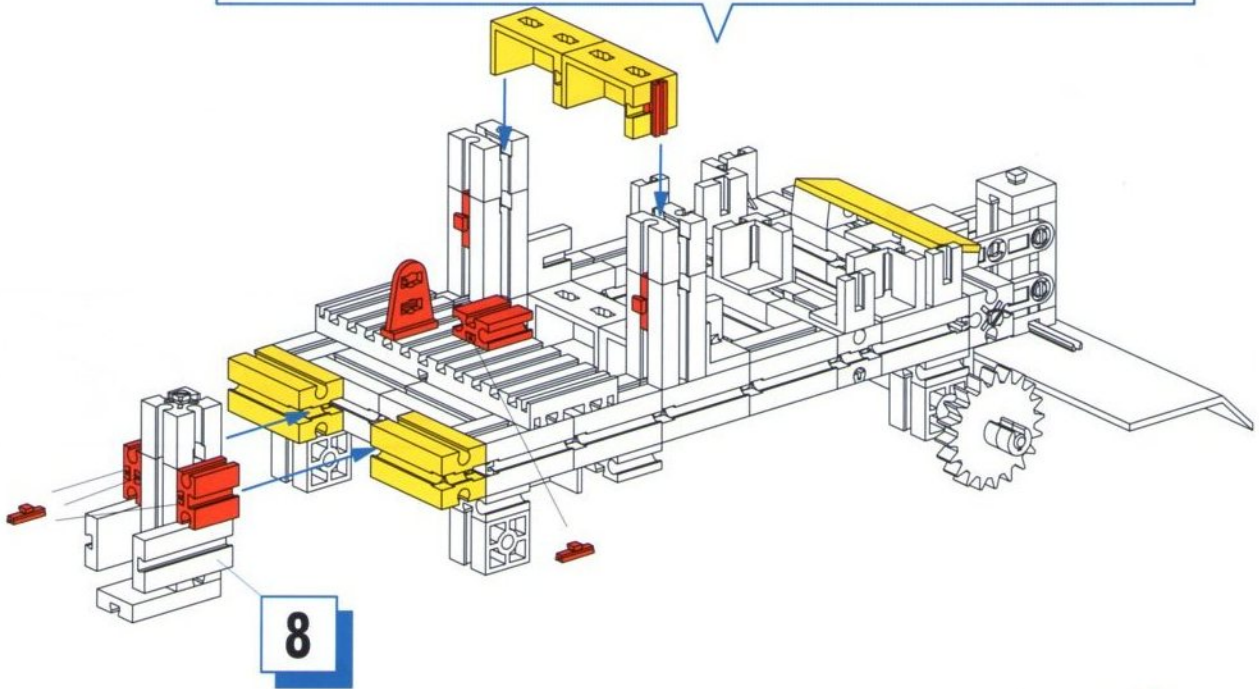
150 mm













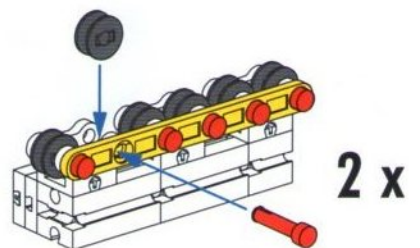
**8**  1x  1x  1x  3x

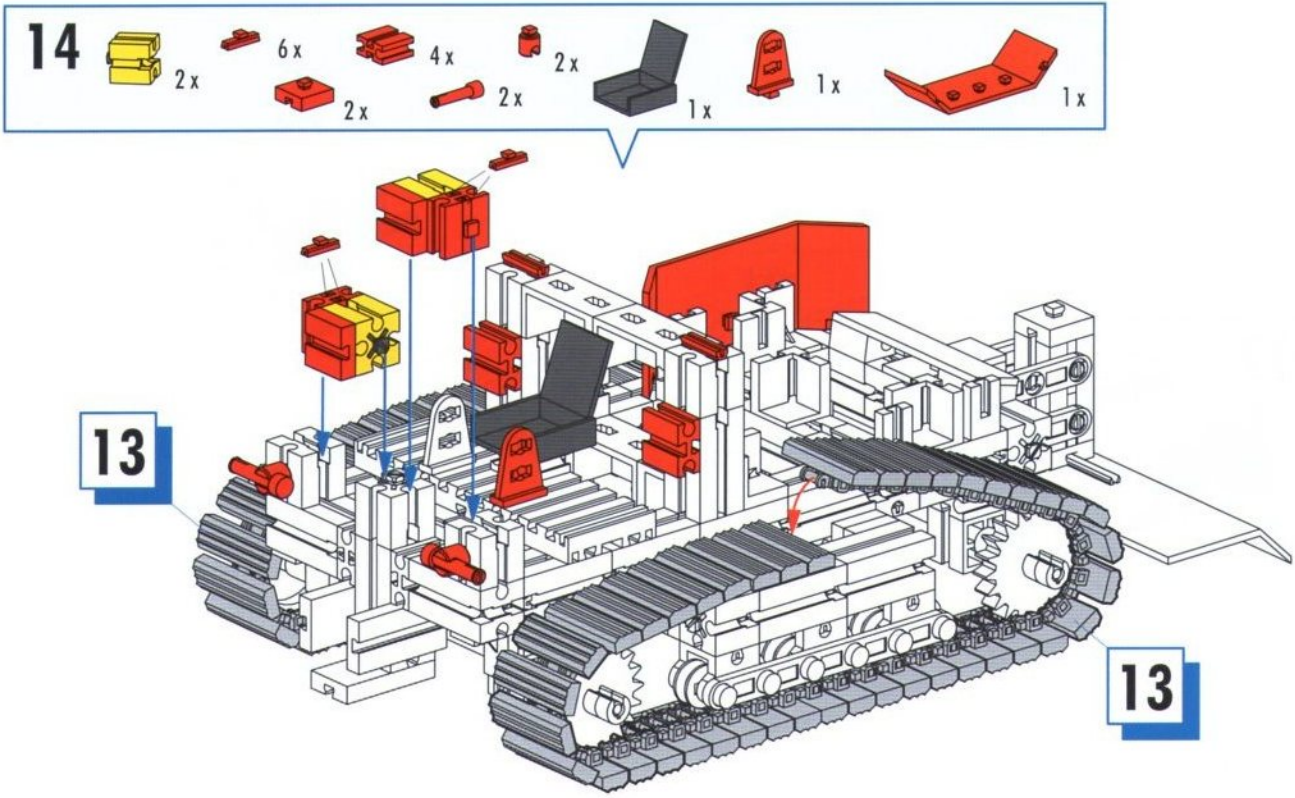

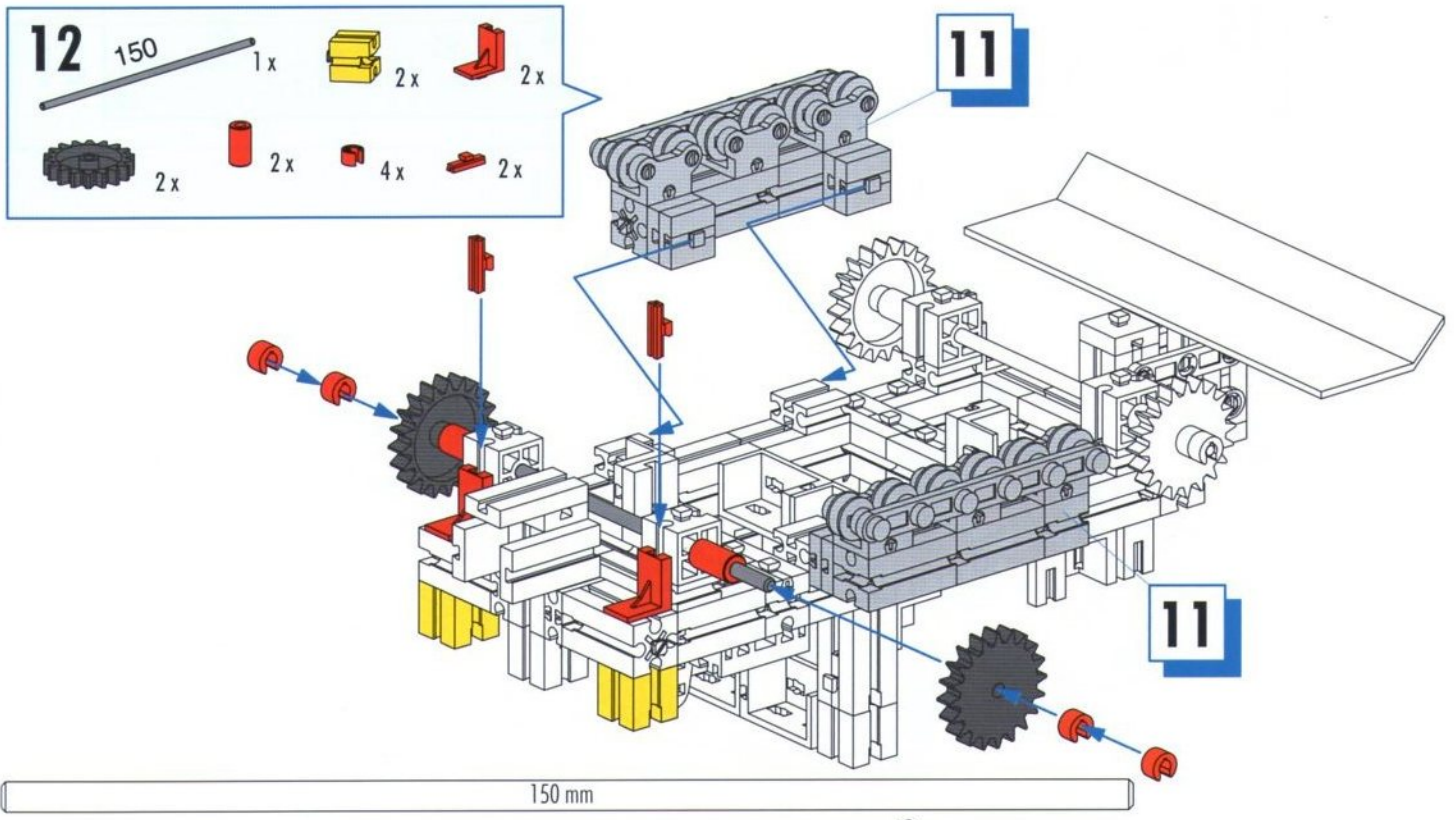
**9**  2x  2x  7x  1x  3x  1x



**10**  4x  2x  6x  8x  10x

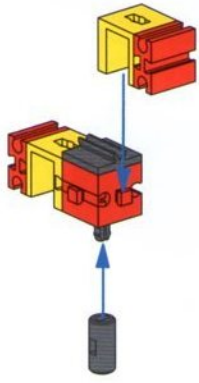
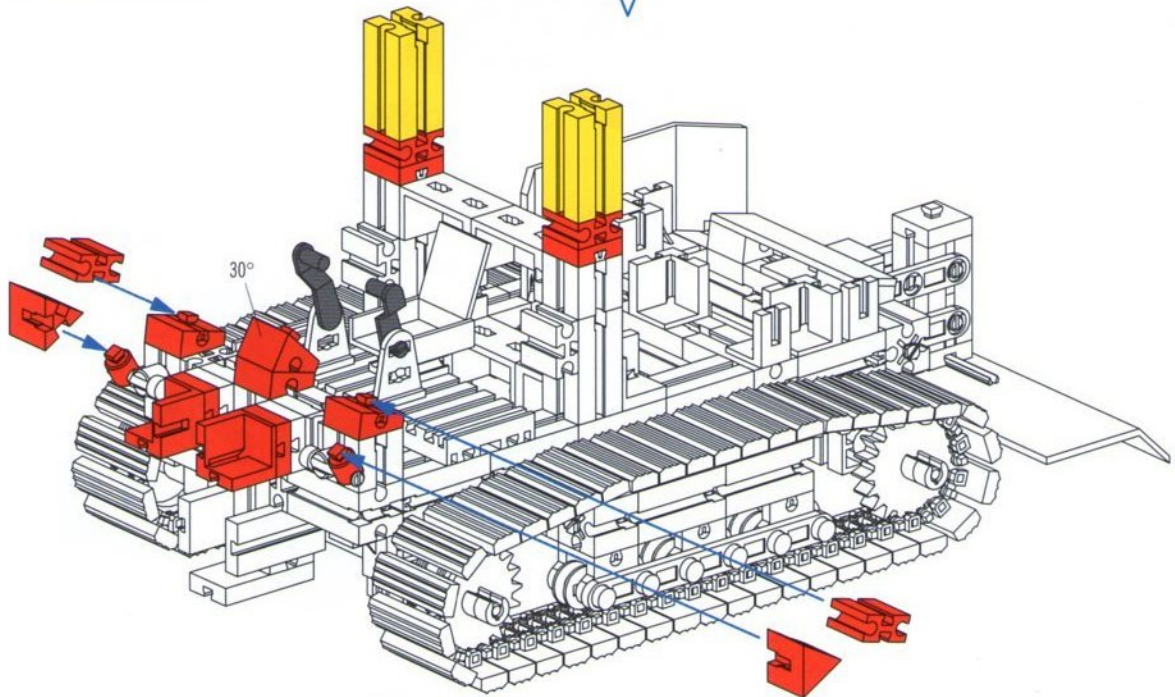
**11**  75 2x  12x  12x





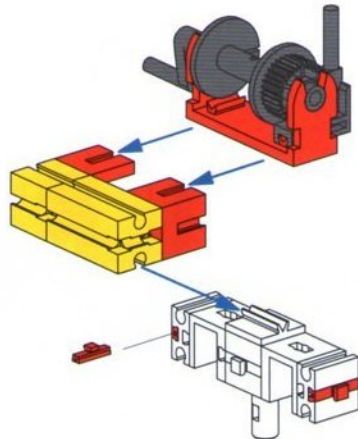


- 15**
- Yellow Technic Beam 1x3: 2x
  - Red Technic Beam 1x2: 4x
  - Red Technic Beam 1x1: 4x
  - Red Technic Beam 1x1 (30°): 1x
  - Red Technic Beam 1x1 (15°): 3x
  - Black Technic Pin: 2x
  - Red Technic Pin: 2x
  - Red Technic Pin: 2x
  - Red Technic Pin: 2x



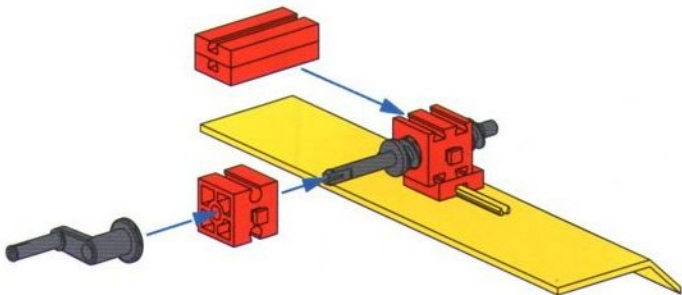
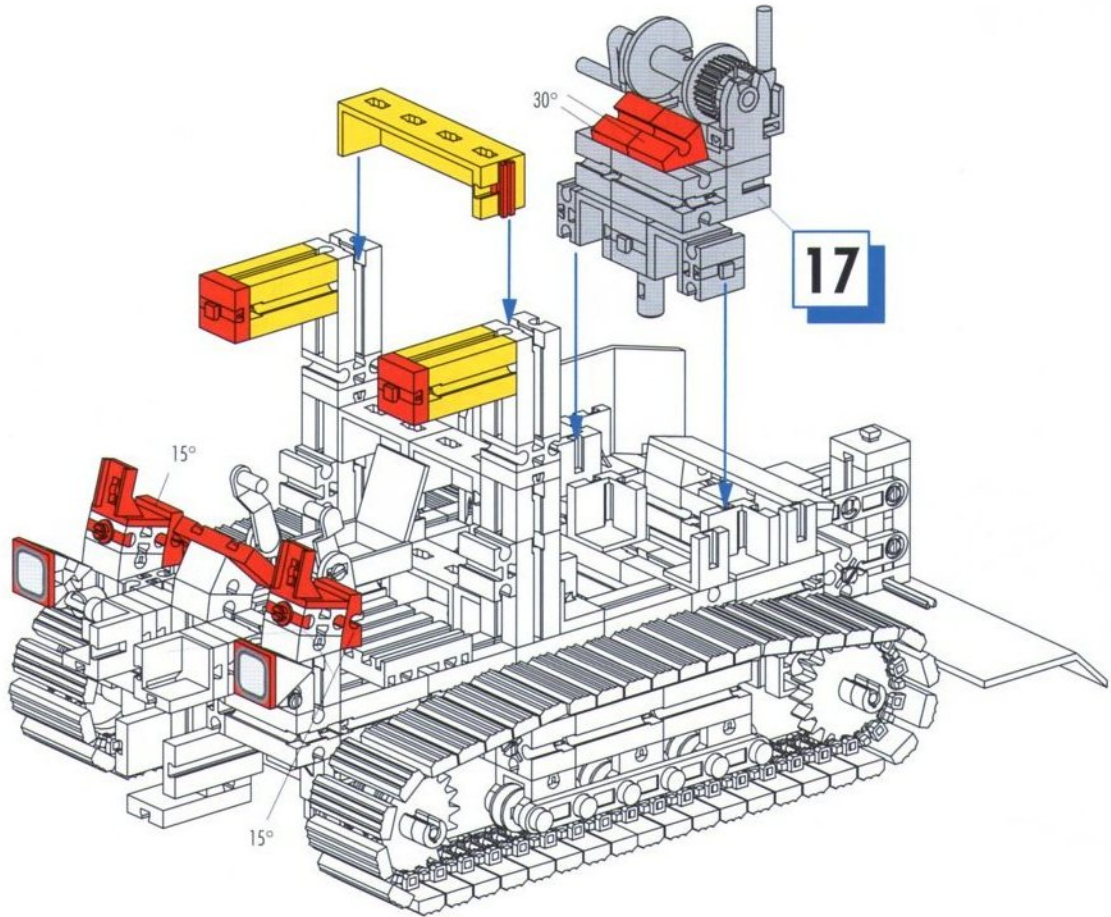
- 16**
- Red Technic Beam 1x2: 1x
  - Yellow Technic Beam 1x2: 2x
  - Red Technic Beam 1x2: 2x
  - Black Technic Pin: 1x
  - Grey Technic Pin: 1x
  - Red Technic Pin: 1x

- 17**
- Yellow Technic Beam 1x3: 1x
  - Yellow Technic Beam 1x2: 1x
  - Red Technic Pin: 2x
  - Red Technic Pin: 2x
  - Red Technic Pin: 1x



18

- 2x (Yellow Technic Beam 1x5)
- 1x (Yellow Technic Beam 1x7)
- 2x (Red Technic Pin)
- 3x (Red Technic Pin)
- 2x (Red Technic Pin 15°)
- 2x (Red Technic Pin 30°)
- 2x (Red Technic Pin)
- 2x (Red Technic Pin)
- 1x (Red Technic Pin)
- 2x (Red Technic Pin)



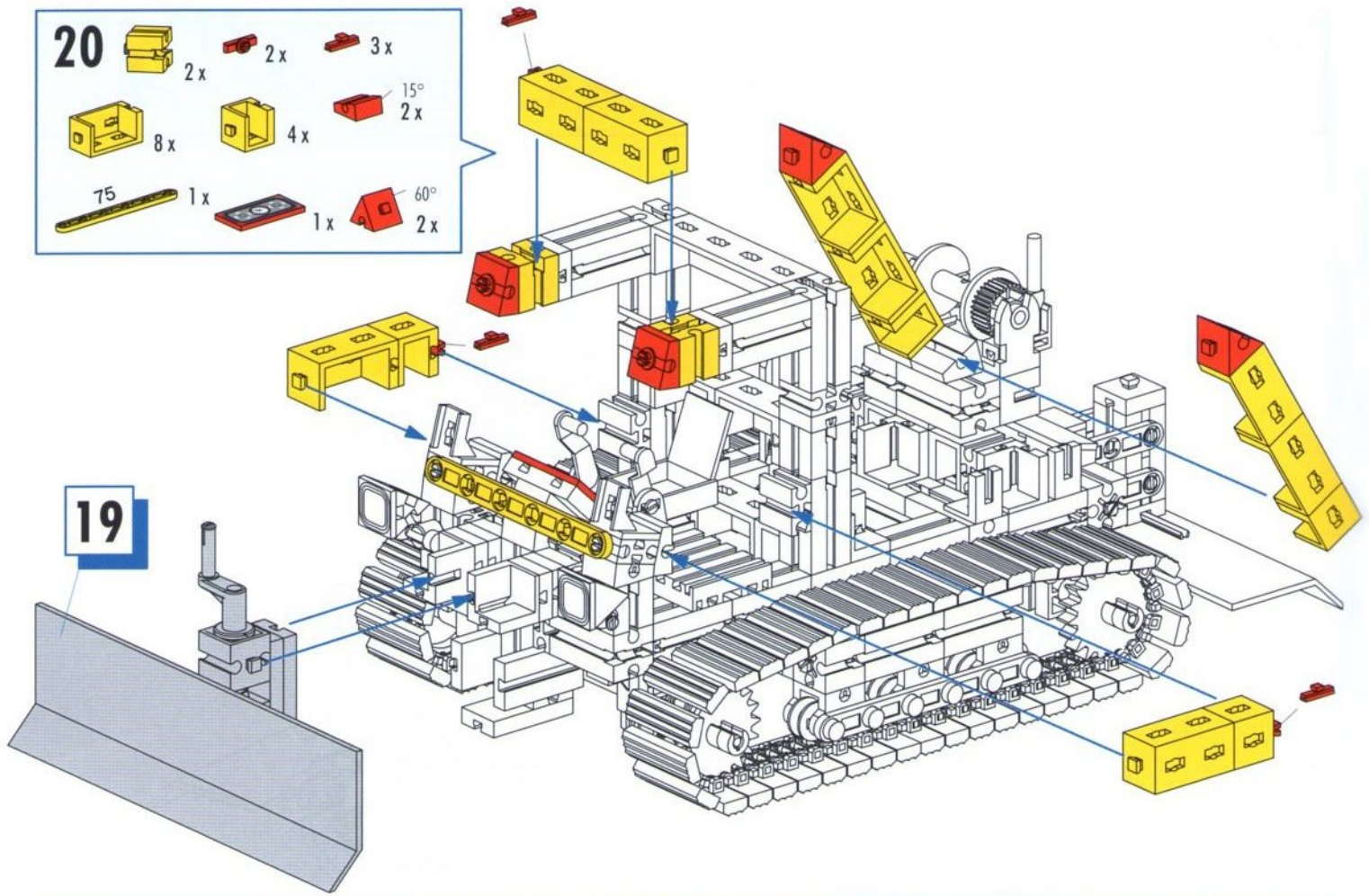
19

- 1x (Yellow Technic Beam 1x7)
- 1x (Red Technic Pin)
- 1x (Red Technic Pin)
- 1x (Red Technic Pin)
- 1x (Red Technic Pin)
- 2x (Red Technic Pin)
- 1x (Grey Technic Axle)
- 1x (Grey Technic Pin)



20

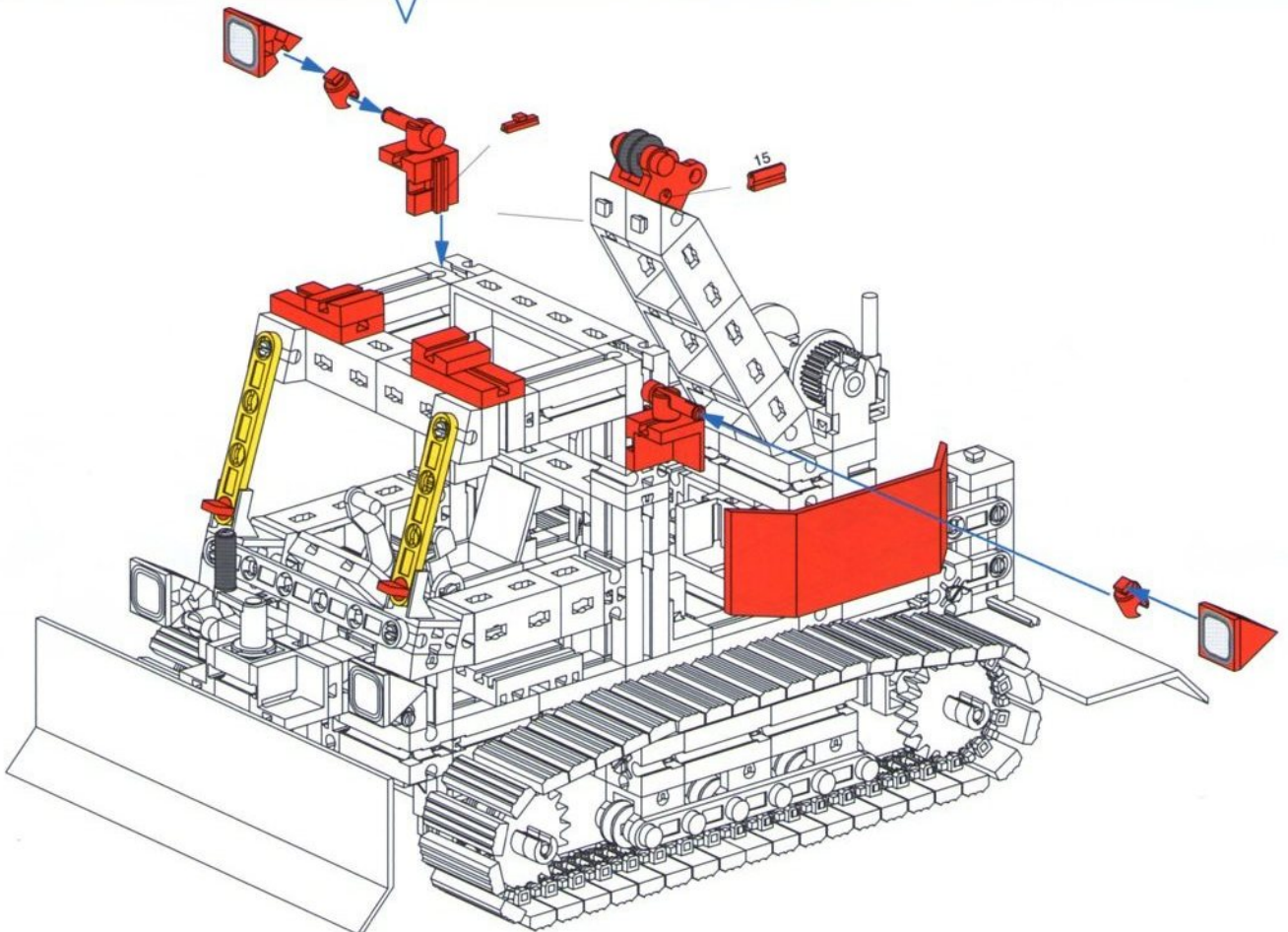
- 2 x (Yellow Technic 1x2 Pin)
- 2 x (Red Technic 1x2 Pin)
- 3 x (Red Technic 1x2 Pin)
- 8 x (Yellow Technic 1x3 Pin)
- 4 x (Yellow Technic 1x3 Pin)
- 2 x (Red Technic 1x3 Pin)
- 1 x (Yellow Technic 1x75 Technic Beam)
- 1 x (Red Technic 1x2 Pin)
- 2 x (Red Technic 60° Technic Connector)



19


24

- 2 x (Yellow Technic 1x45 Technic Beam)
- 2 x (Red Technic 1x2 Pin)
- 2 x (Red Technic 1x2 Pin)
- 4 x (Red Technic 1x2 Pin)
- 2 x (Red Technic 7.5° Technic Connector)
- 2 x (Red Technic 1x2 Pin)
- 3 x (Red Technic 1x2 Pin)
- 2 x (Red Technic 1x2 Pin)
- 2 x (Red Technic 1x2 Pin)
- 2 x (Red Technic 1x2 Pin)
- 1 x (Red Technic 15° Technic Connector)
- 1 x (Black Technic Axle)
- 1 x (Red Technic 1x2 Pin)
- 1 x (Red Technic 1x2 Pin)
- 1 x (Red Technic 1x2 Pin)





25



2x



2x



1x



30°  
2x



3x



1x



1x



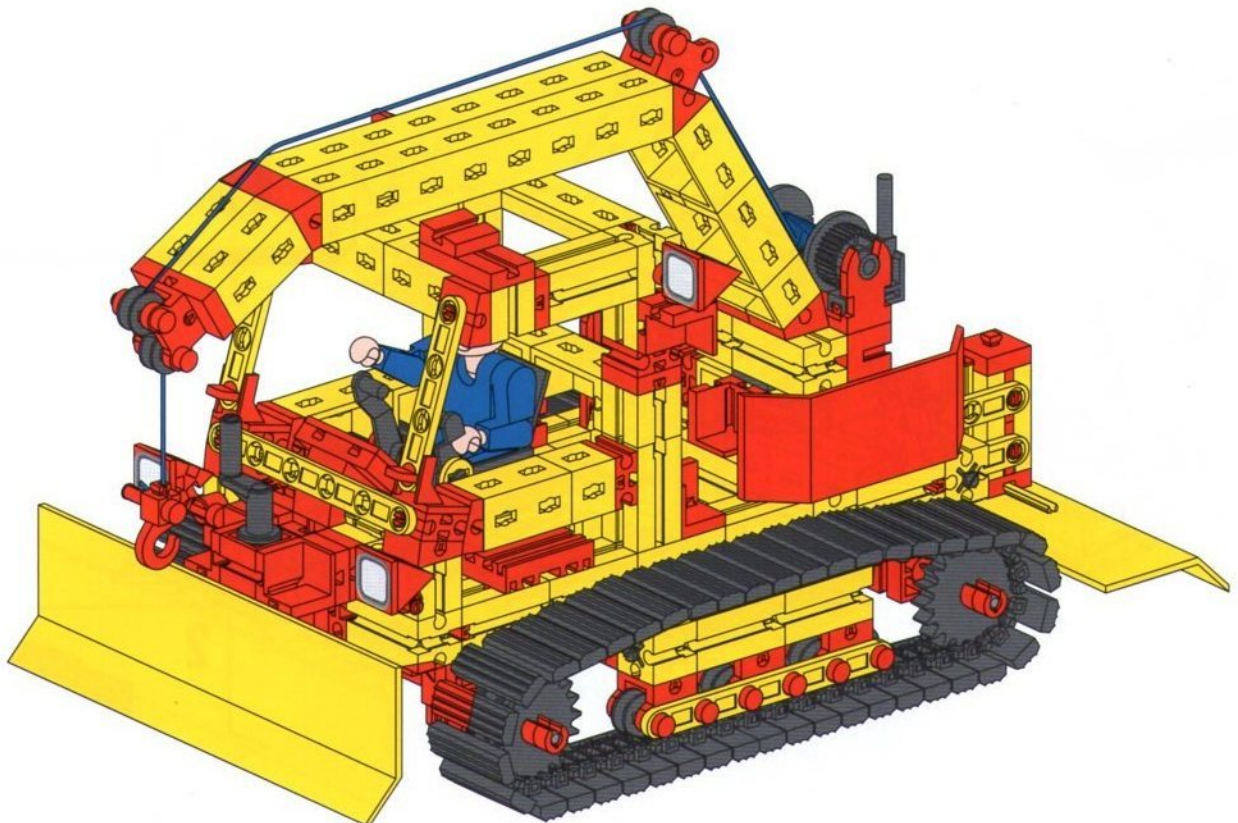
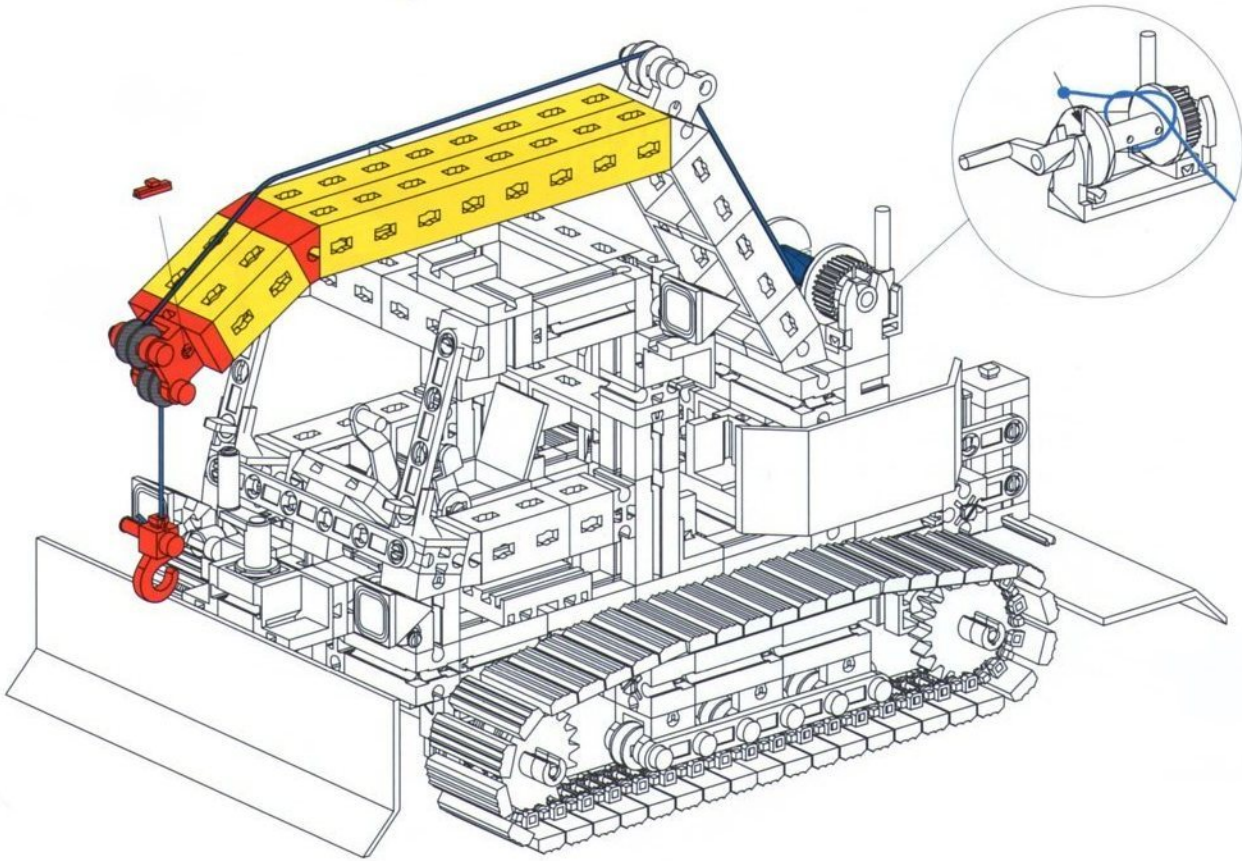
2x



1x



1x



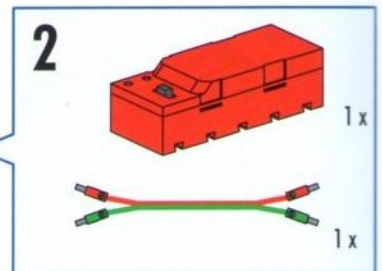
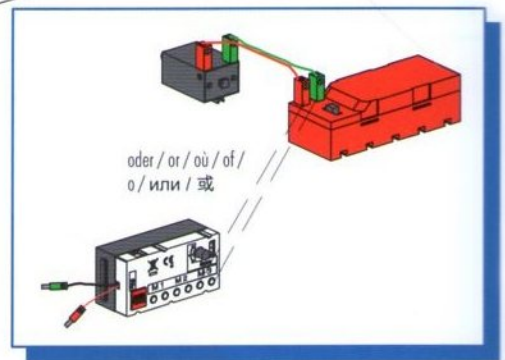
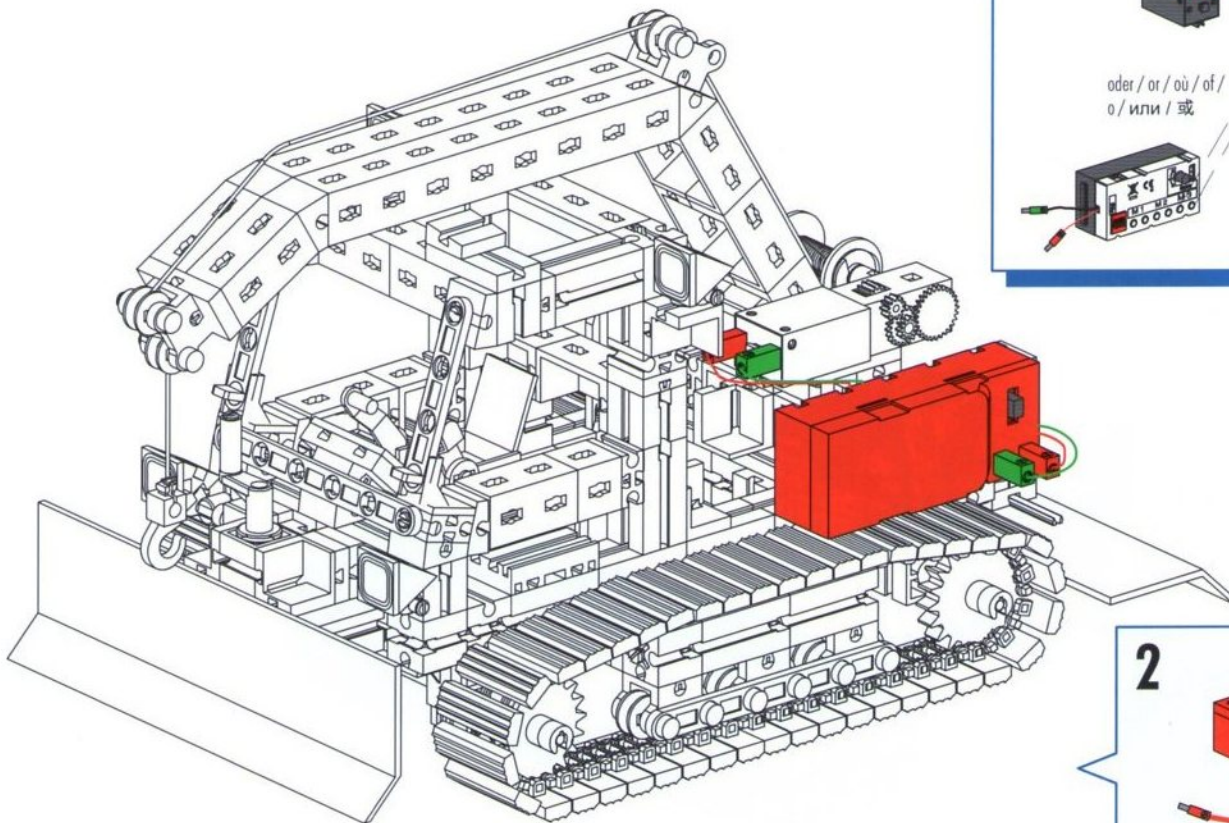
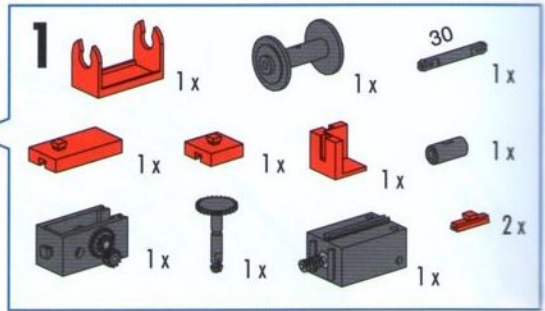
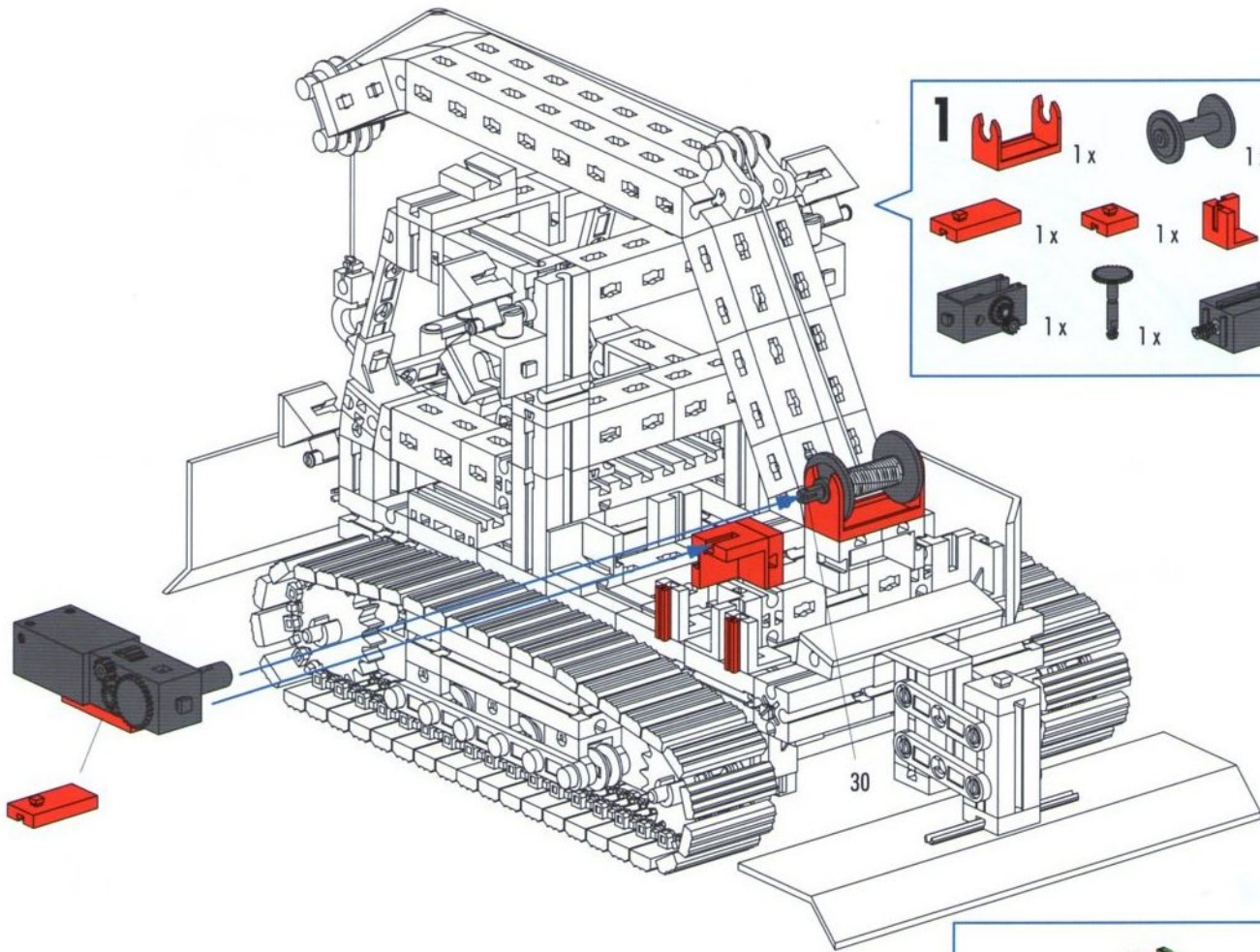


Motorisierung Seilwinde  
 Cable winch motorization  
 Motorisation du treuil de manœuvre

Motorisering kabellier  
 Motorización de torno de cabo  
 Motorização sarilho de cabo

Motorizzazione argano  
 Привод лебёдки  
 电动卷扬机

Motor Set  
 XS  
 505 281





**Motorisierung und Fernsteuerung**  
**Motorization and remote control**  
**Motorisation et télécommande**

**Motorisering en afstandsbesturing**  
**Motorización y mando a distancia**  
**Motorização e telecomando**

**Motorizzazione e comando a distanza**  
 Приводной механизм и дистанционное управление  
 机动化与遥控

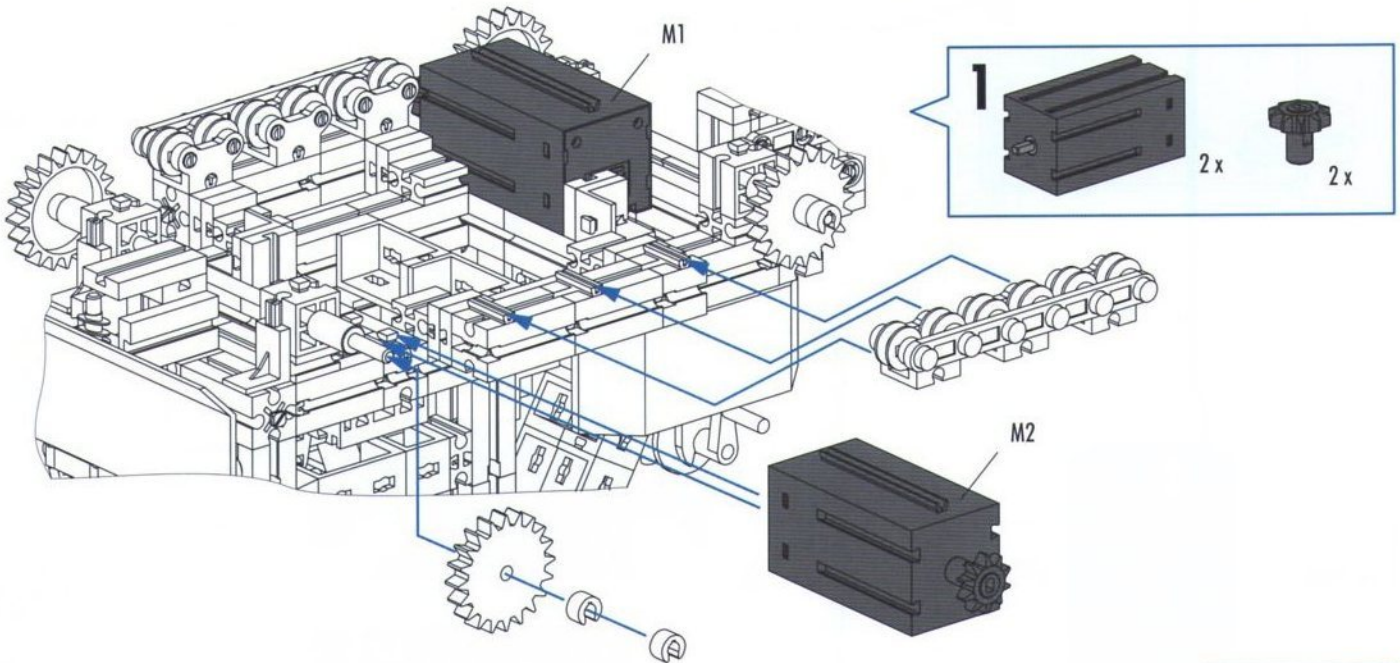
Raupenantrieb  
 Track drive  
 Traction à chenilles

Rupsaandrijving  
 Accionamiento de orugas  
 Acionamento de lagarta

Trazione a cingoli  
 Привод гусениц  
 履带驱动电机

**2 x**

Motor Set  
 XM  
 505 282



Fernsteuerung  
 Remote control  
 Télécommande

Afstandsbesturing  
 Mando a distancia  
 Telecomando

Comando a distanza  
 дистанционное управление  
 机动化与遥控

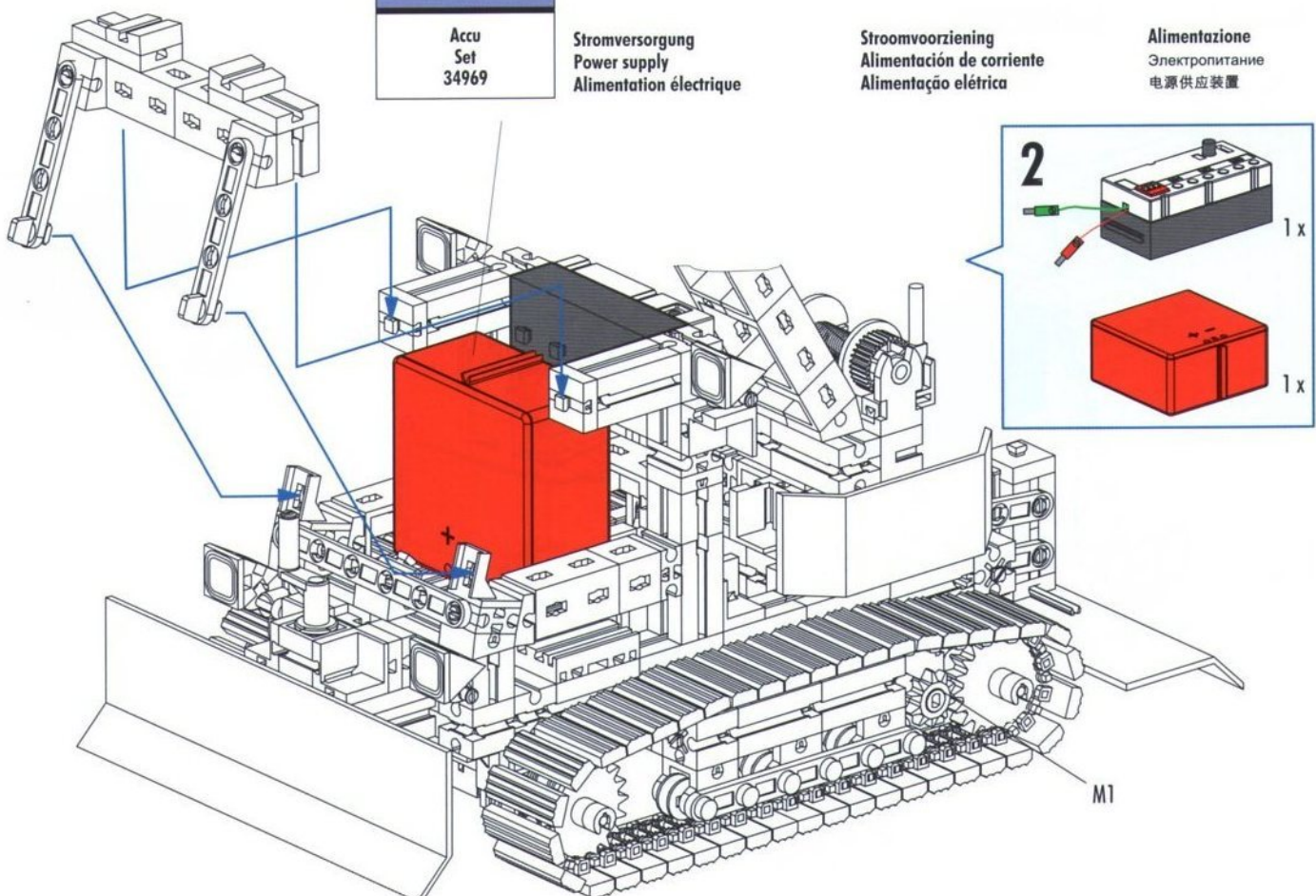
Control Set  
 500 881

Accu  
 Set  
 34969

Stromversorgung  
 Power supply  
 Alimentation électrique

Stroomvoorziening  
 Alimentación de corriente  
 Alimentação elétrica

Alimentazione  
 Электропитание  
 电源供应装置

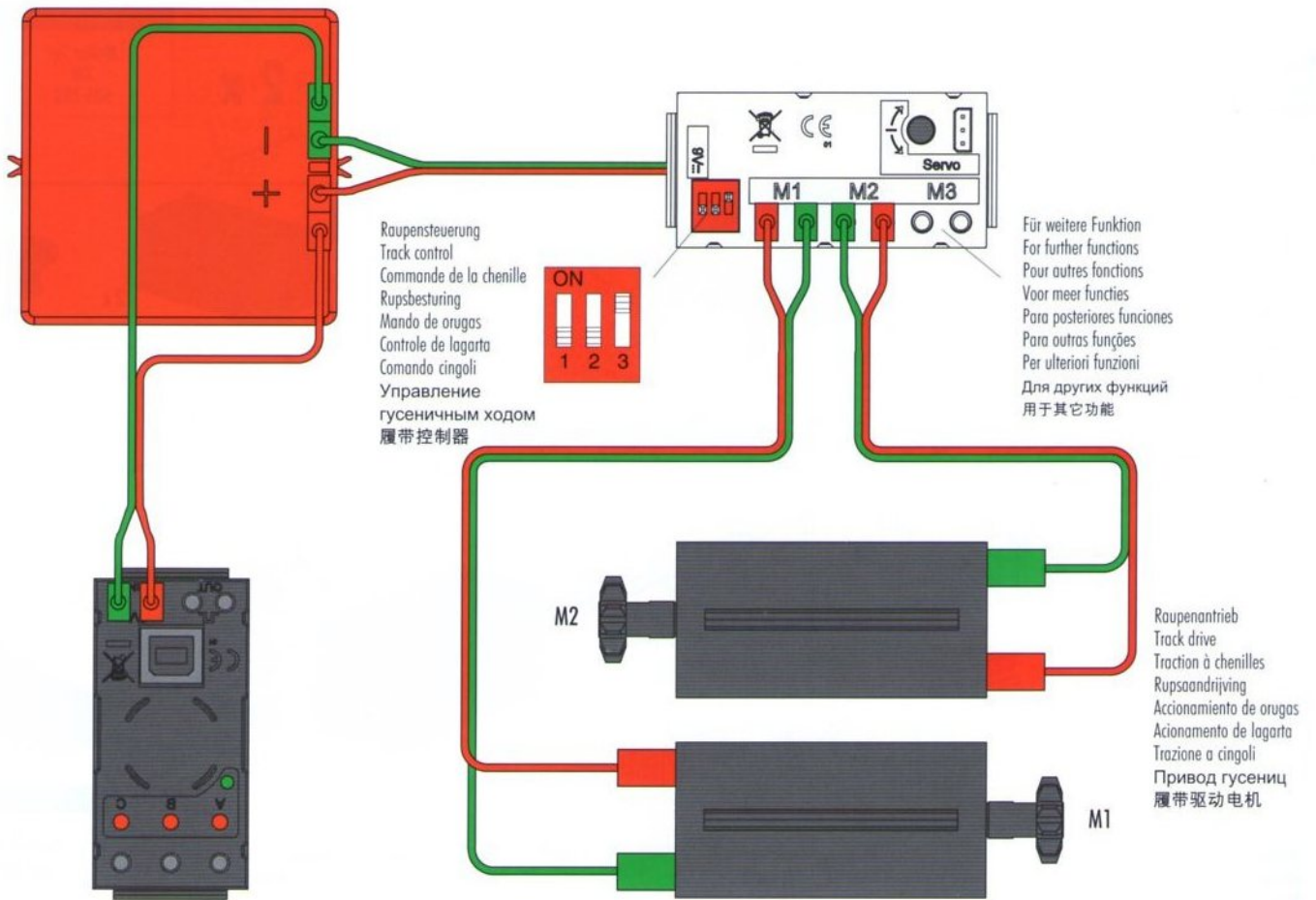




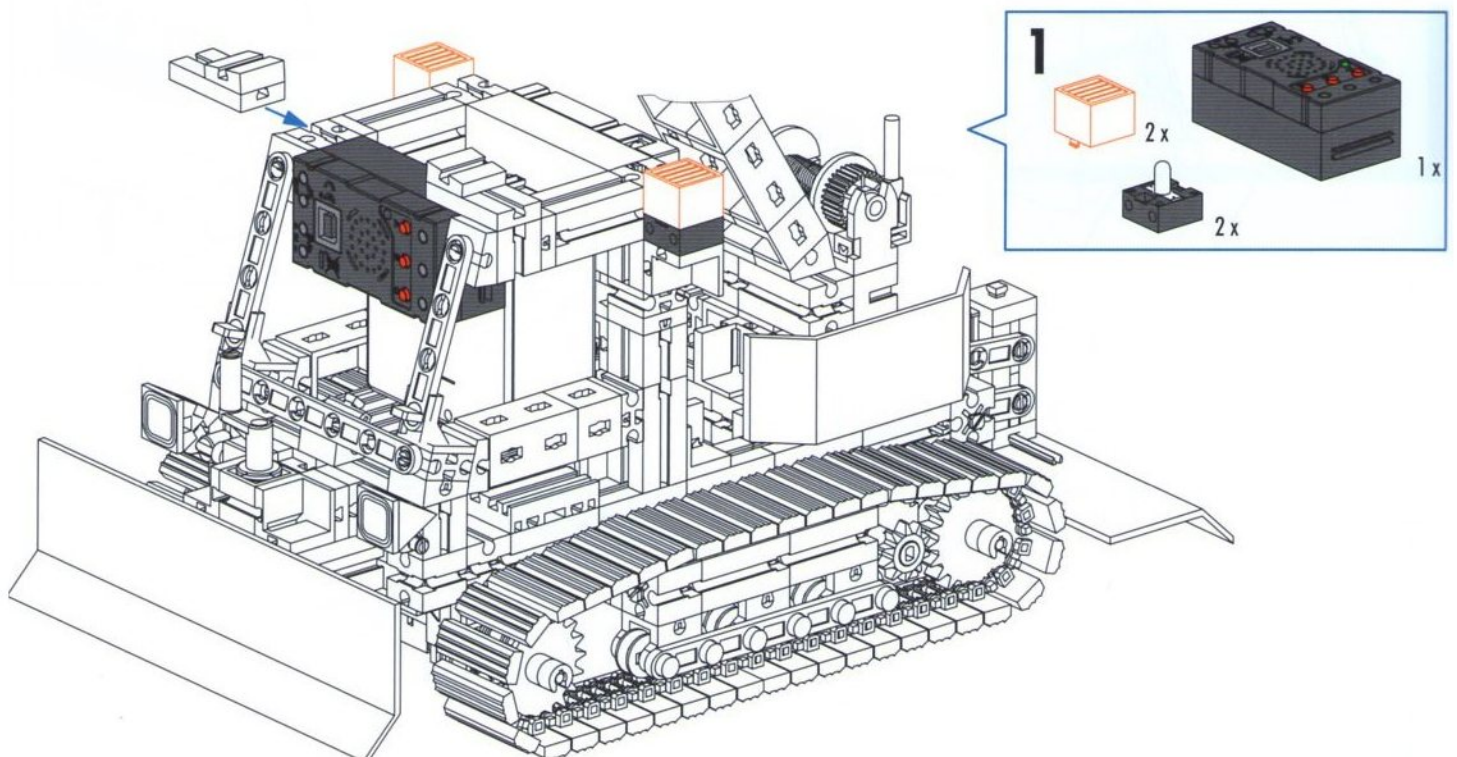
Schaltplan  
Circuit diagram  
Plan électrique

Schakelschema  
Diagrama de circuitos  
Plano elétrico de ligação

Schema elettrico  
Схема подключения  
电路图



Sound + Lights

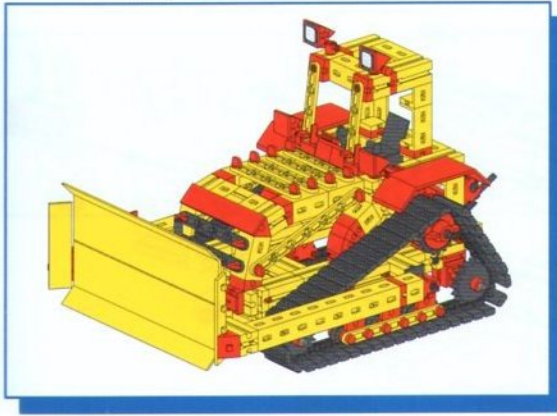




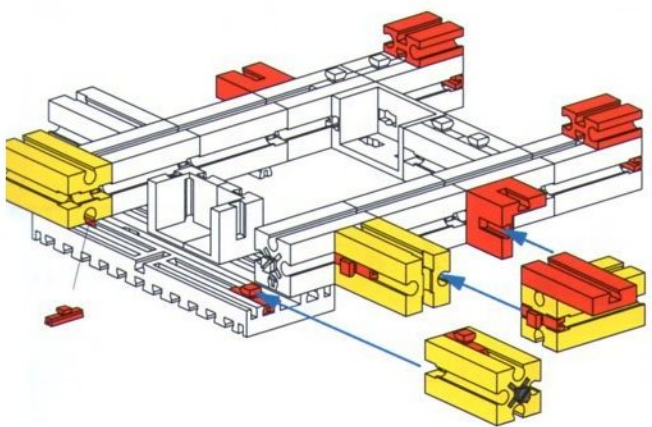
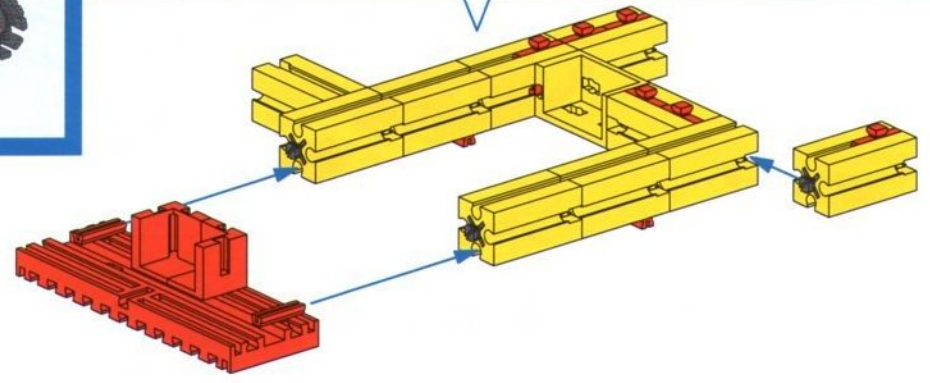
**Bulldozer**  
**Bulldozer**  
**Bulldozer**

**Bulldozer**  
**Niveladora de orugas**  
**Escavadeira**

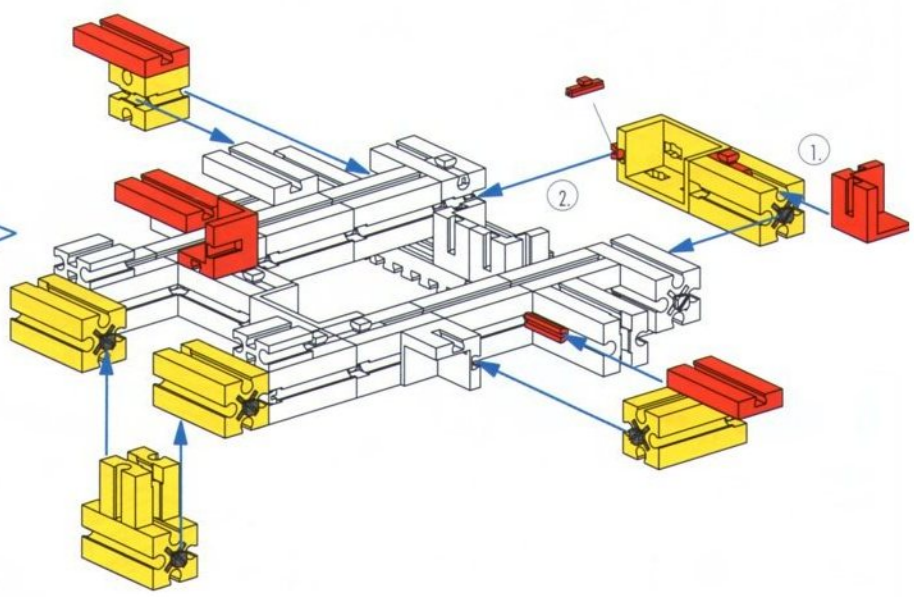
**Bulldozer**  
 Бульдозер  
 推土机



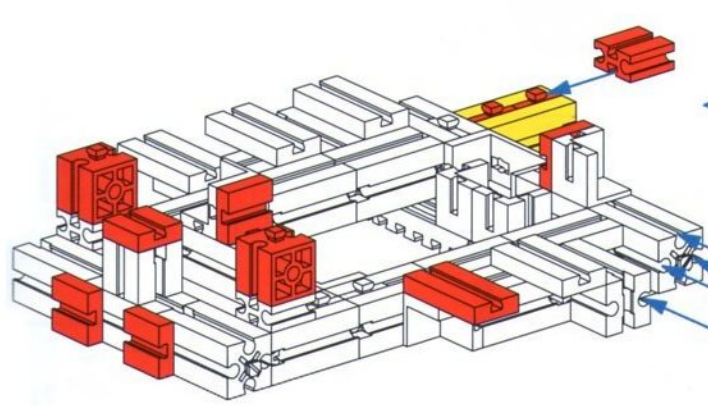
- 1** 10 x 1 x 11 x 1 x 2 x



- 2** 4 x 2 x 2 x 1 x 7 x



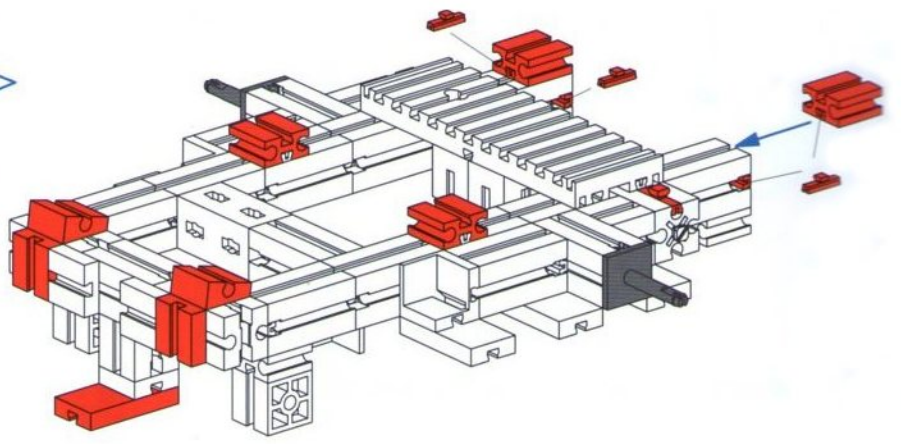
- 3** 5 x 2 x 1 x 3 x 2 x 3 x



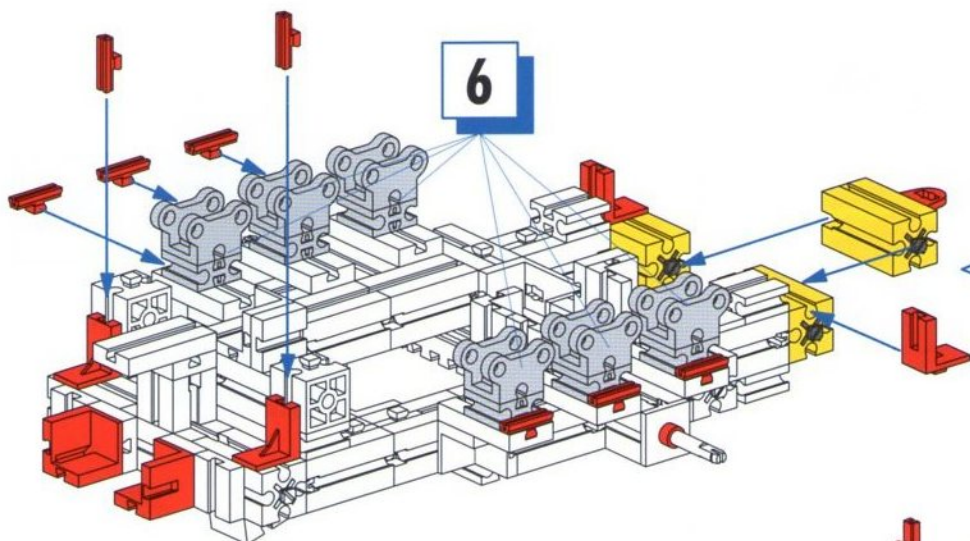
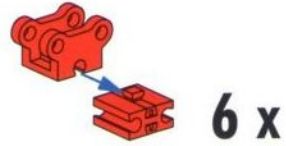
- 4** 2 x 1 x 2 x 2 x 5 x 1 x 2 x 4 x



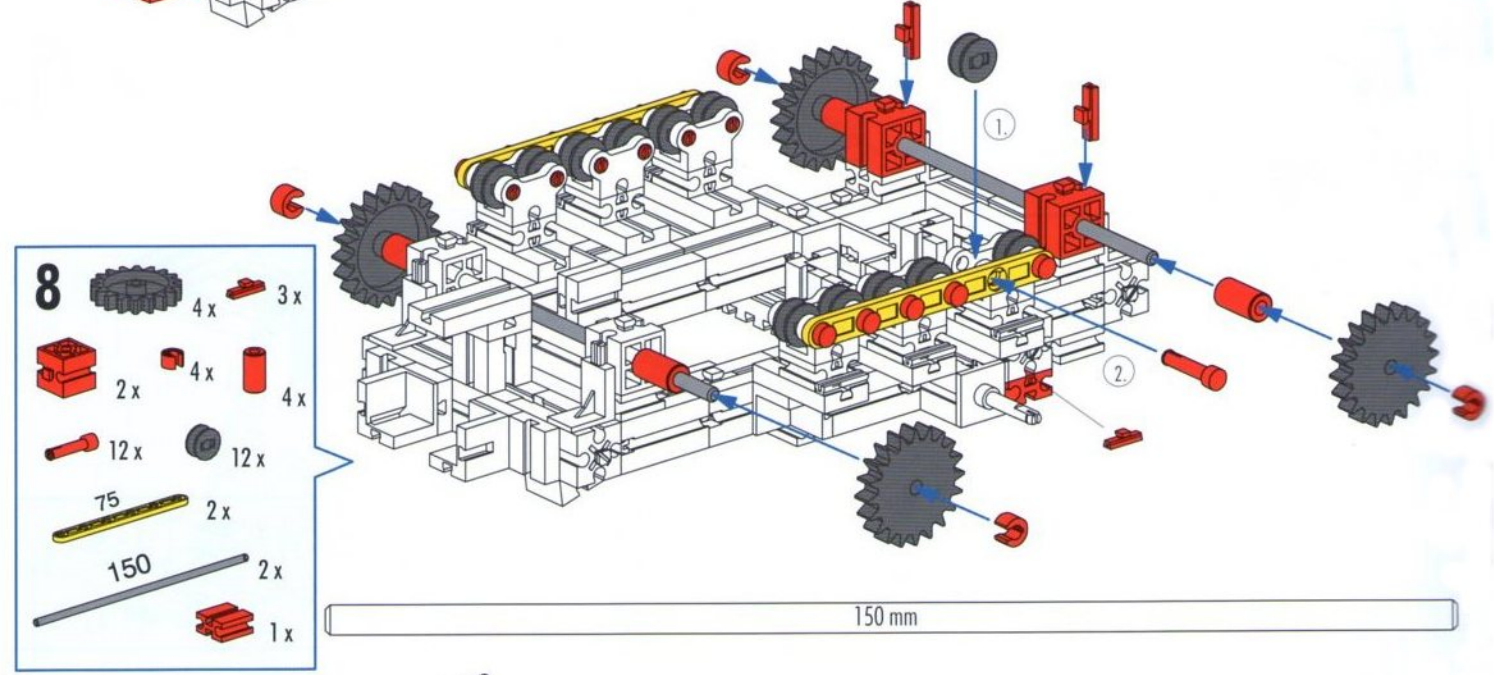
- 5**
- 2x [Red 1x2 Technic Brick]
  - 1x [Red 1x3 Technic Brick]
  - 2x [Red L-shaped Technic Pin]
  - 2x [Red 1x2 Technic Brick with 15° Slope]
  - 4x [Red 1x2 Technic Brick]
  - 5x [Red 1x2 Technic Brick]



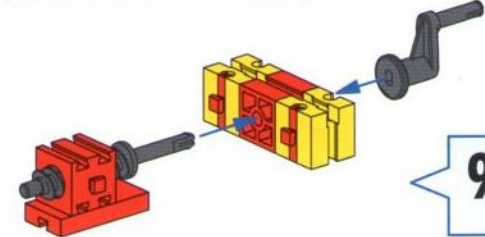
- 6**
- 6x [Red 1x2 Technic Brick]
  - 6x [Red 1x2 Technic Brick]
  - 6x [Red 1x2 Technic Brick]



- 7**
- 3x [Yellow 1x3 Technic Brick]
  - 1x [Red 1x2 Technic Brick]
  - 4x [Red 1x2 Technic Brick]
  - 8x [Red 1x2 Technic Brick]
  - 2x [Red 1x2 Technic Brick]
  - 1x [Red 1x2 Technic Brick]



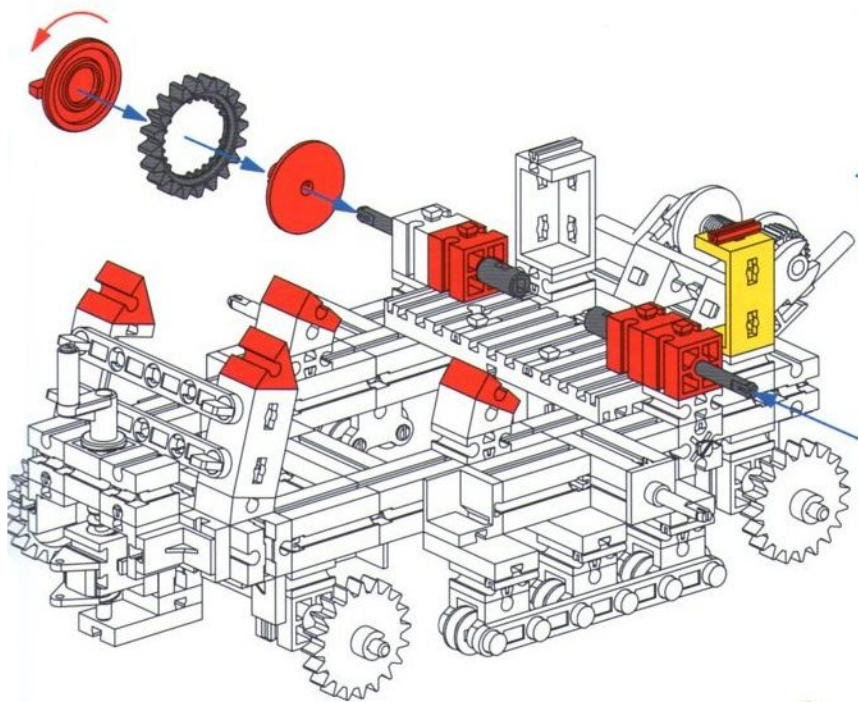
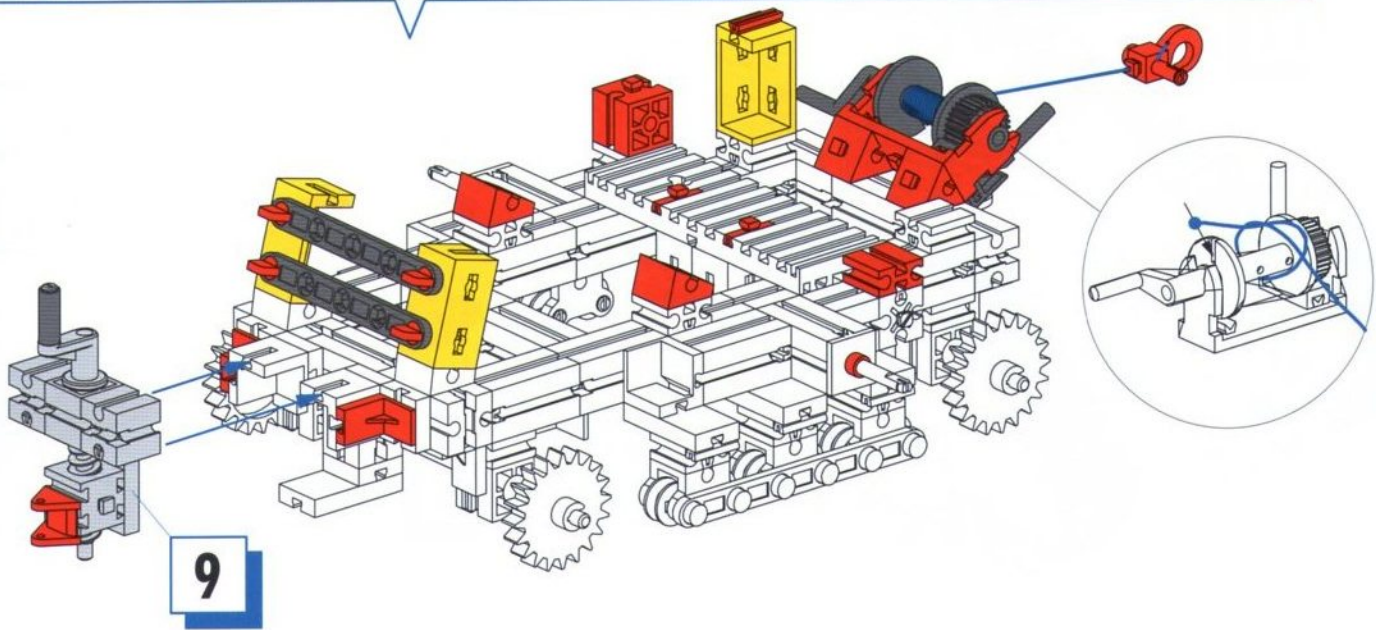
- 8**
- 4x [Grey 24-tooth Technic Gear]
  - 3x [Red 1x2 Technic Brick]
  - 2x [Red 1x2 Technic Brick]
  - 4x [Red 1x2 Technic Brick]
  - 4x [Red 1x2 Technic Brick]
  - 12x [Red 1x2 Technic Brick]
  - 12x [Grey Technic Pin]
  - 2x [Yellow 75-length Technic Pin]
  - 2x [Grey 150-length Technic Pin]
  - 1x [Red 1x2 Technic Brick]



- 9**
- 2x [Yellow 1x3 Technic Brick]
  - 1x [Red 1x2 Technic Brick]
  - 1x [Red 1x2 Technic Brick]
  - 1x [Red 1x2 Technic Brick]
  - 1x [Red 1x2 Technic Brick]
  - 1x [Grey Technic Pin]
  - 1x [Grey Technic Pin]
  - 1x [Red 1x2 Technic Brick]
  - 2x [Red 1x2 Technic Brick]




- 10**
- Yellow 1x3 Technic Brick: 3x
  - Red 30° Technic Wedge: 2x
  - Red Technic Wedge: 1x
  - Black Technic Beam (60): 2x
  - Grey Technic Pin: 1x
  - Blue Technic Elastic Band: 1x
  - Red Technic Motor: 1x
  - Red Technic Pin: 1x
  - Red 1x3 Technic Brick: 1x
  - Red 60° Technic Wedge: 2x
  - Red Technic L-Shape: 2x
  - Red Technic Pin: 1x
  - Red Technic Pin: 4x
  - Red Technic Pin: 3x
  - Red Technic Pin: 1x
  - Red Technic Pin: 1x
  - Red Technic Motor: 1x

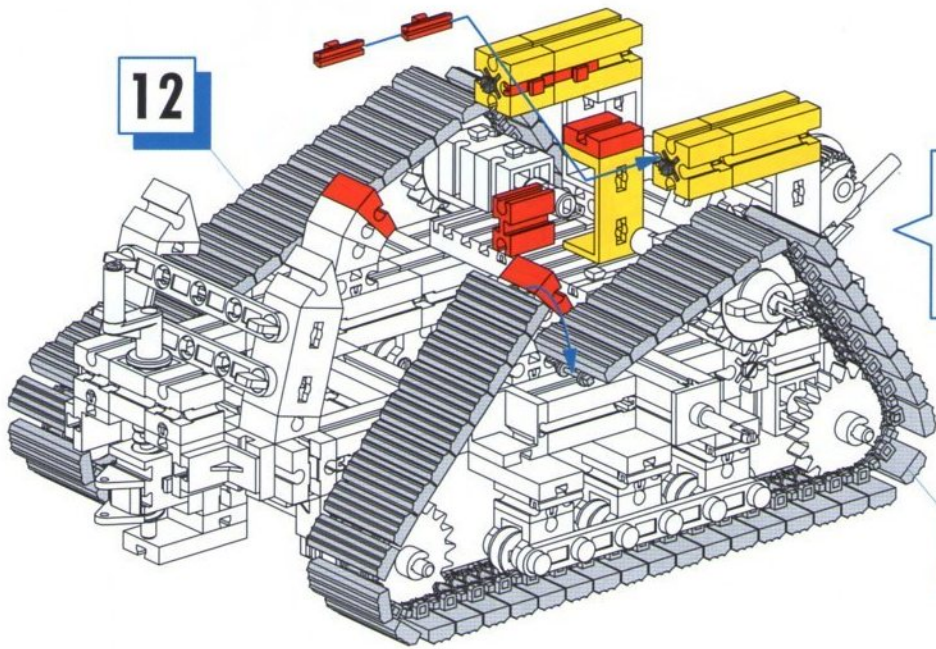


- 11**
- Yellow 1x3 Technic Brick: 1x
  - Red 1x3 Technic Brick: 3x
  - Red 60° Technic Wedge: 2x
  - Red Technic Pin: 1x
  - Red 15° Technic Wedge: 2x
  - Black Technic Gear (24): 2x
  - Red Technic Pin: 2x
  - Red Technic Pin: 2x
  - Red Technic Pin: 2x
  - Grey Technic Pin: 2x
  - Black Technic Beam (60): 2x
- 60 mm

- 12**
- Black Technic Pin: 176x
  - Black Technic Pin: 88x





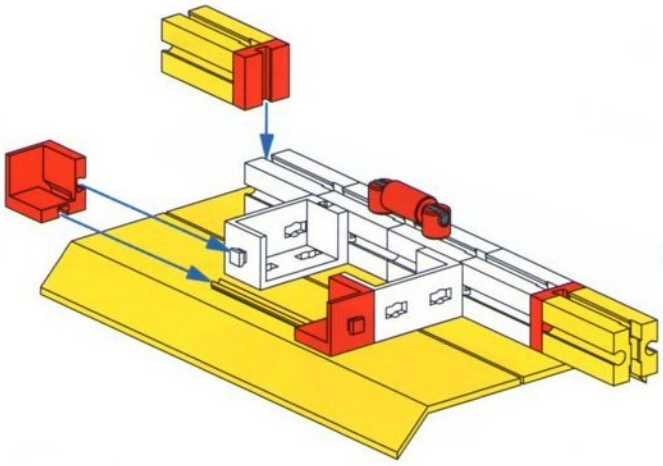
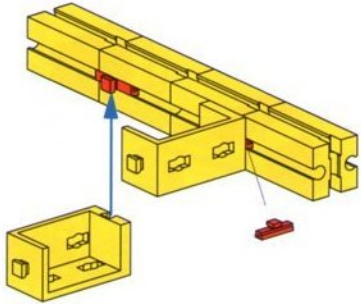


**12**

- 13**
- Yellow Technic Beam 1x3: 2x
  - Yellow Technic Beam 1x2: 2x
  - Yellow Technic Connector: 1x
  - Red Technic Pin: 1x
  - Red Technic Pin: 1x
  - Red Technic Pin: 4x
  - Red Technic Pin 15°: 2x

**12**

- 14**
- Yellow Technic Beam 1x3: 4x
  - Yellow Technic Connector: 2x
  - Red Technic Pin: 2x

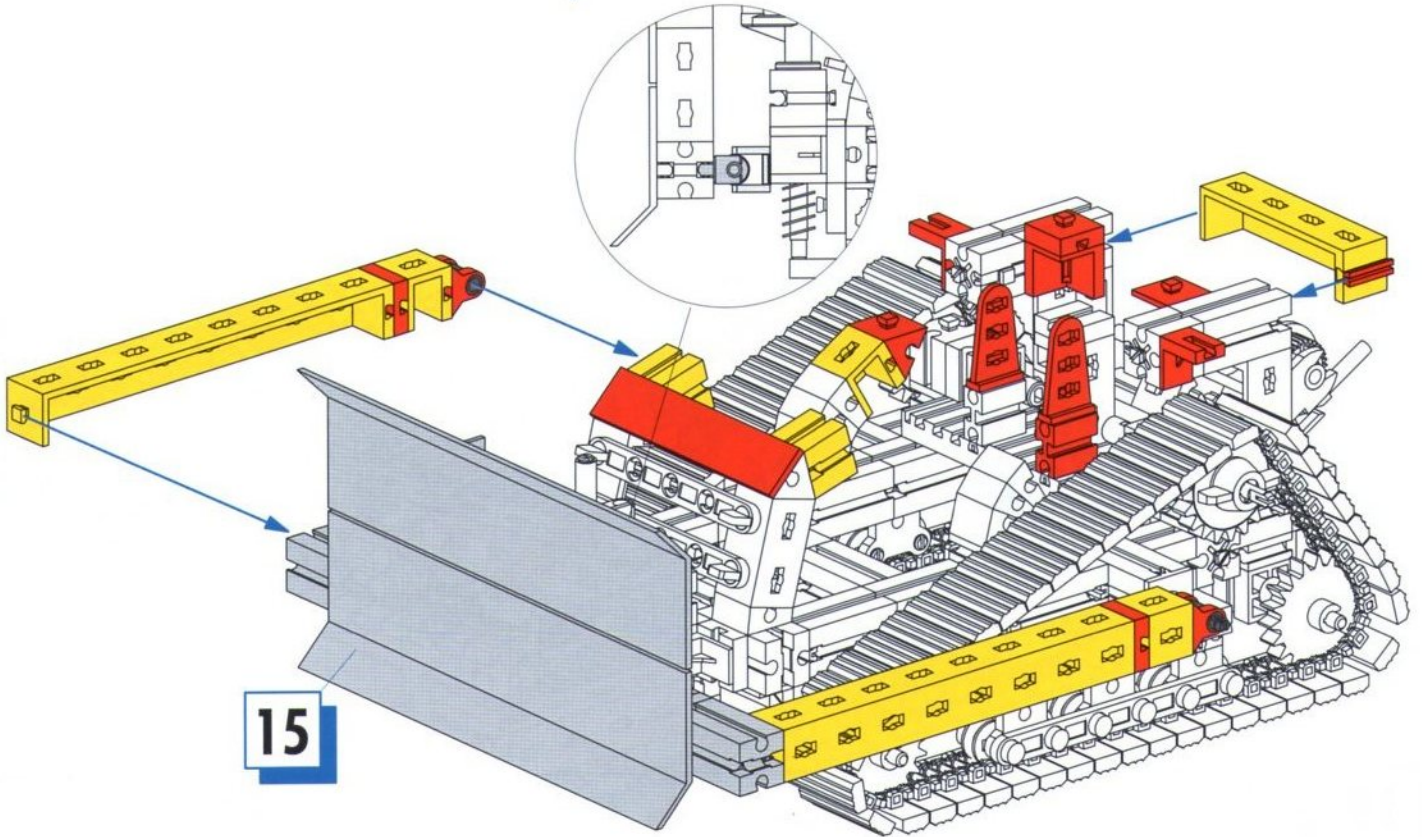
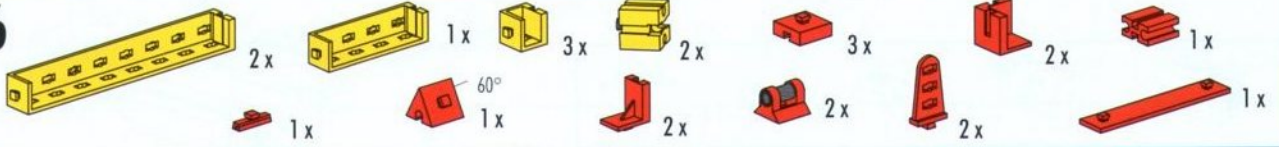


- 15**
- Yellow Technic Beam 1x10: 2x
  - Yellow Technic Beam 1x3: 2x
  - Red Technic Pin: 2x
  - Red Technic Pin: 2x
  - Red Technic Pin: 2x
  - Red Technic Pin: 2x
  - Red Technic Pin: 2x
  - Red Technic Pin: 2x
  - Red Technic Pin: 1x
  - Black Technic Pin 30: 1x

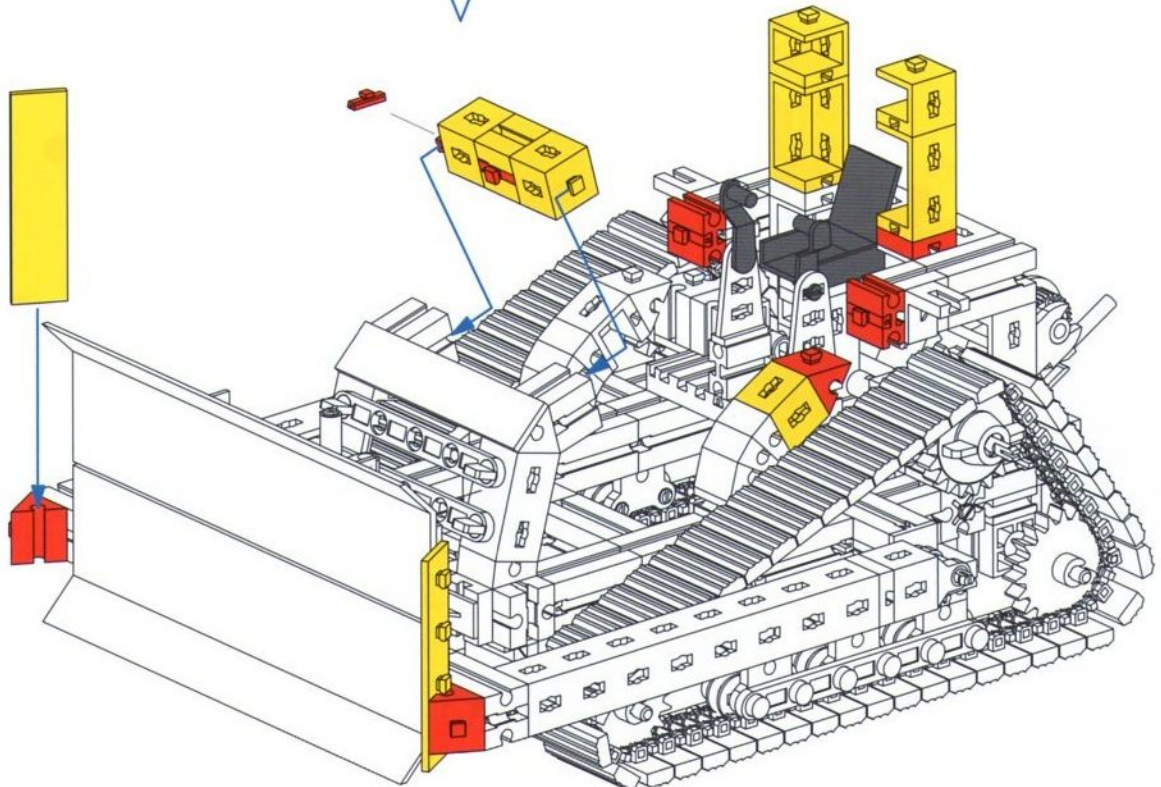
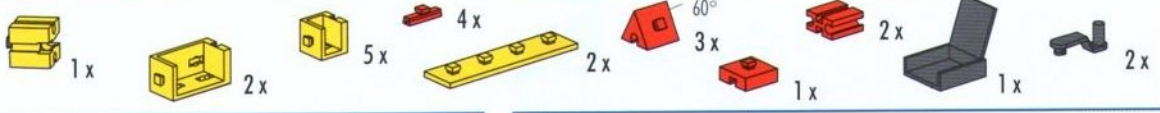
30 mm



16



17





18



4x



1x



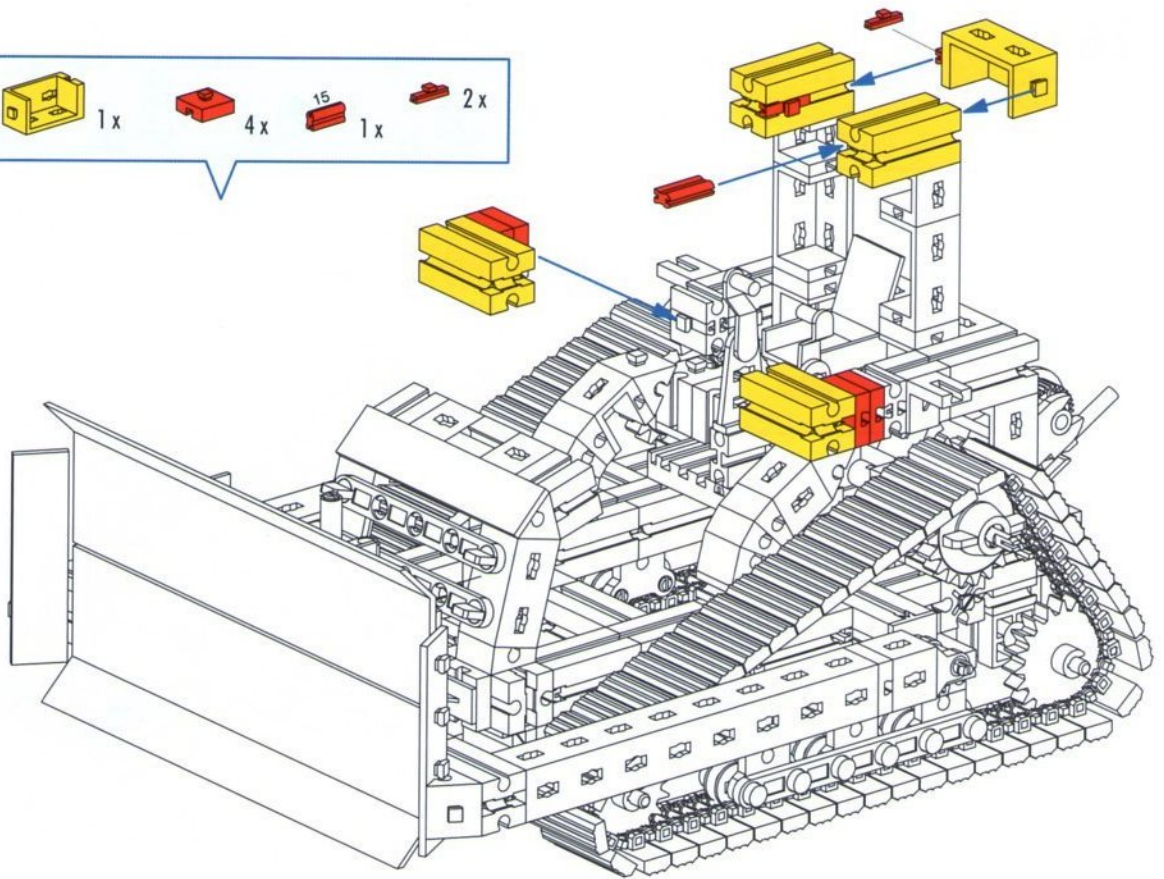
4x



1x



2x



19



1x



2x



5x



2x



2x



2x



2x



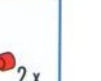
2x



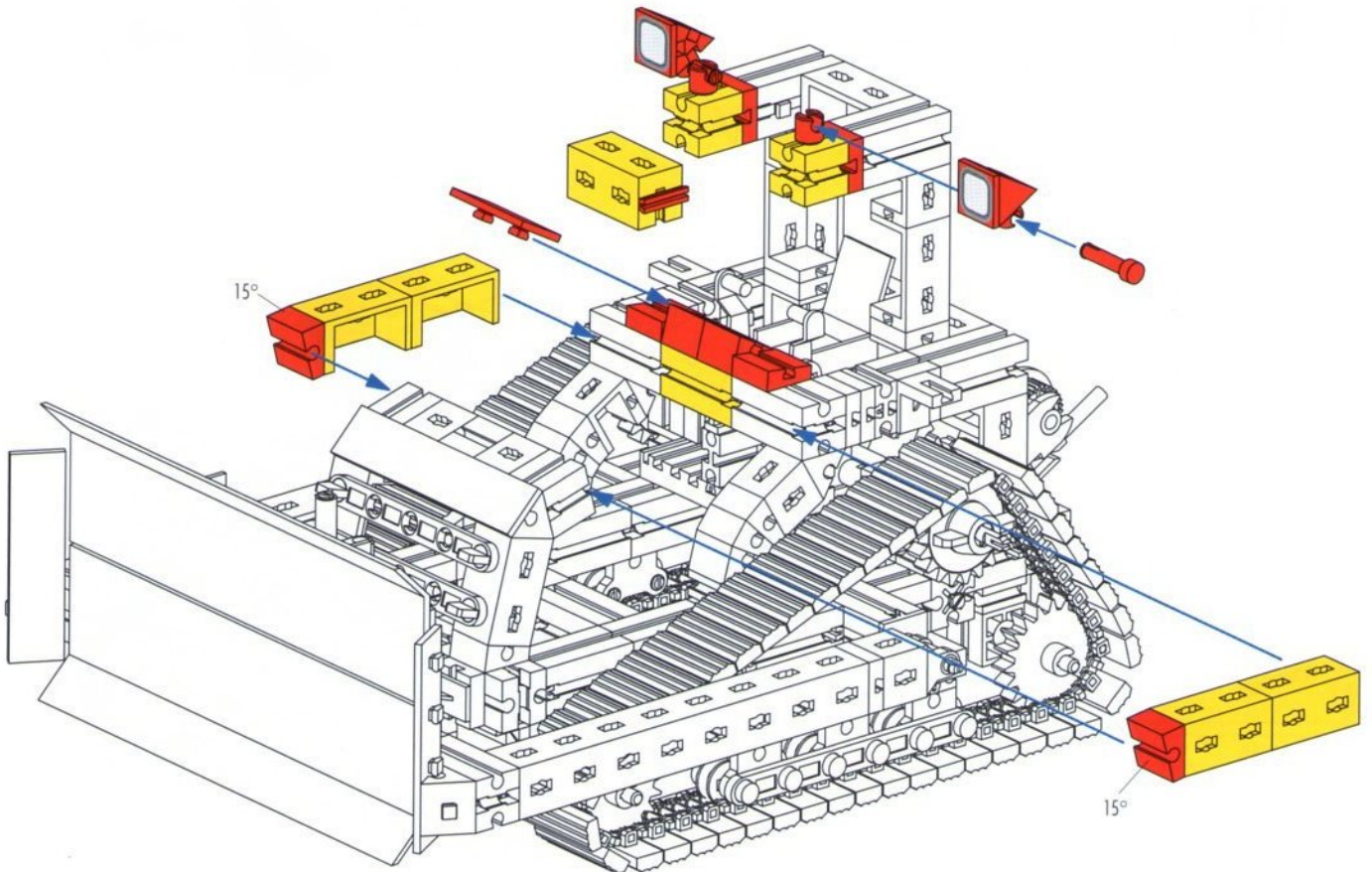
1x



4x

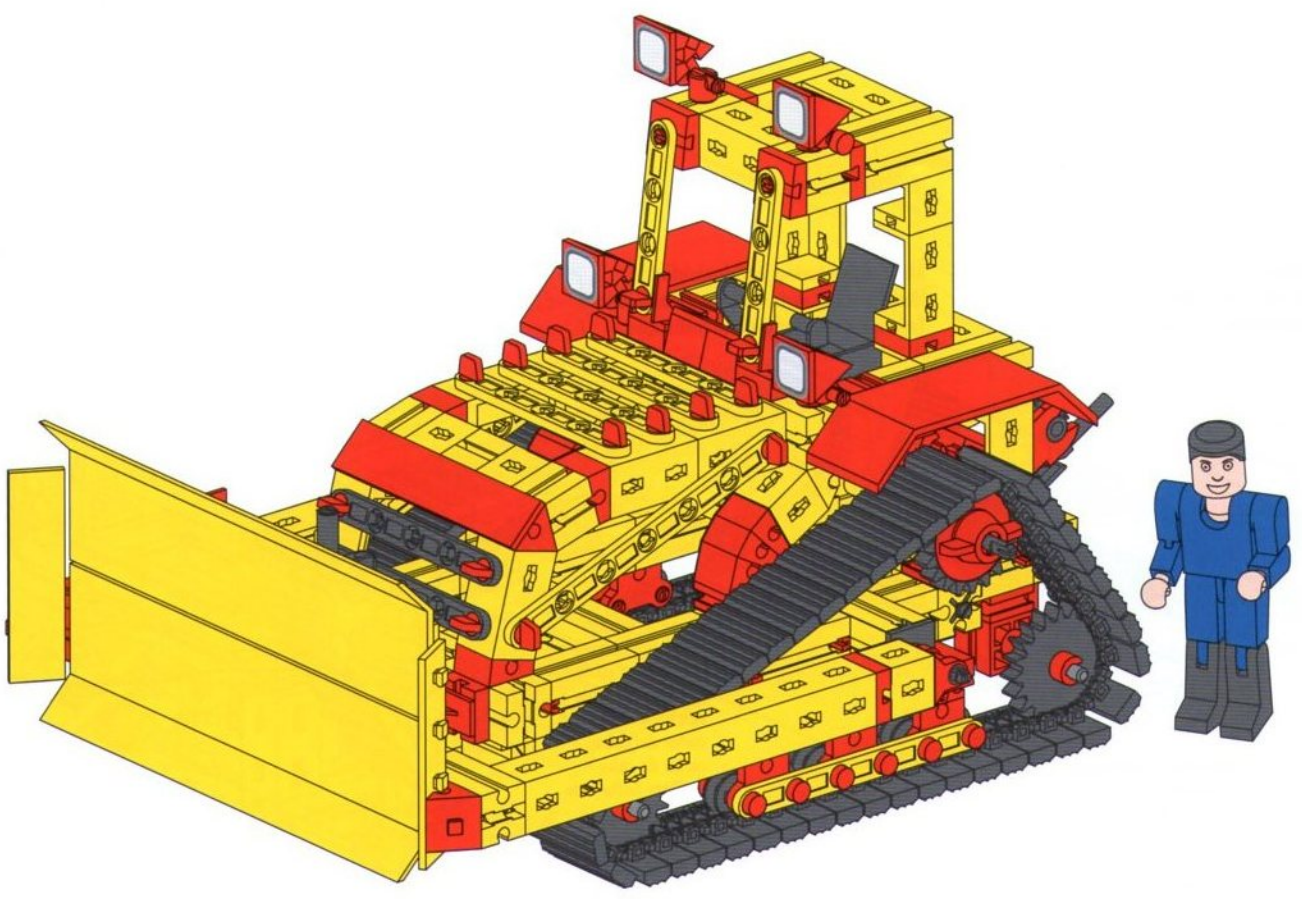
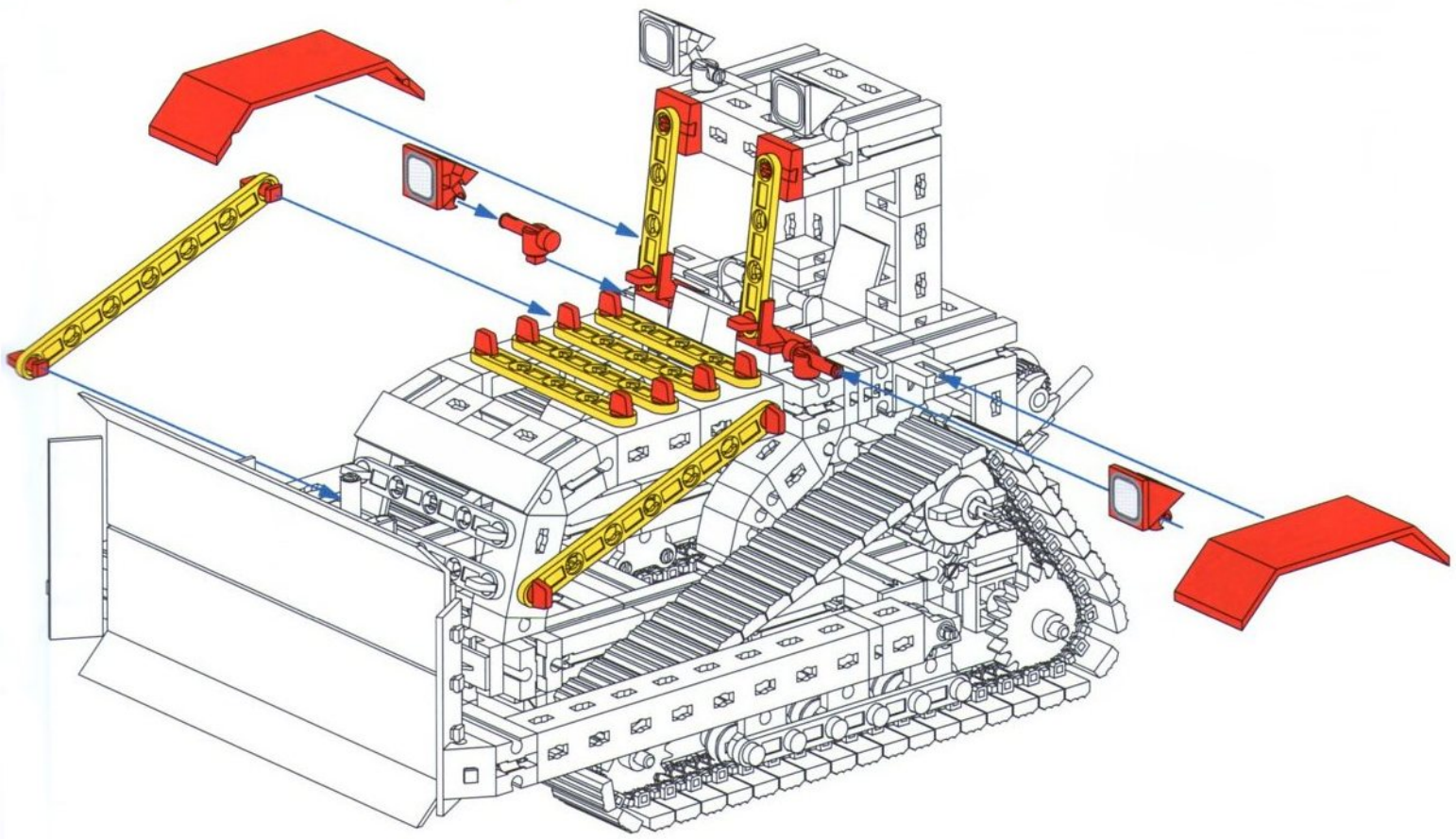


2x





- 20 45 2x 60 4x 90 2x 2x 4x 2x 2x 7,5° 2x 2x 4 14x 2x





**Motorisierung und Fernsteuerung**  
**Motorization and remote control**  
**Motorisation et télécommande**

**Motorisering en afstandsbesturing**  
**Motorización y mando a distancia**  
**Motorização e telecomando**

**Motorizzazione e comando a distanza**

Приводной механизм и дистанционное управление  
 机动化与遥控

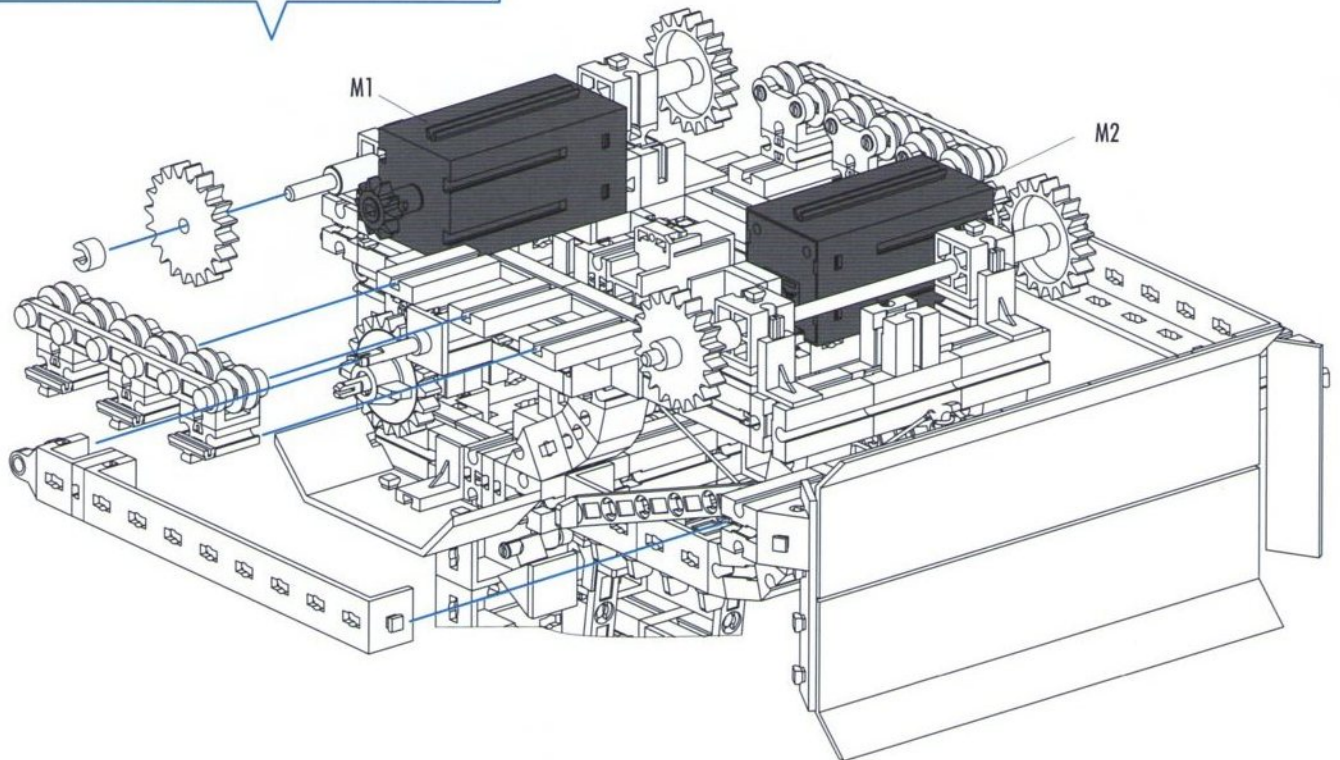

**Raupenantrieb**  
**Track drive**  
**Traction à chenilles**

**Rupsaandrijving**  
**Accionamiento de orugas**  
**Acionamento de lagarta**

**Trazione a cingoli**  
 Привод гусениц  
 履带驱动电机

**2 x**

**Motor Set**  
**XM**  
**505 282**



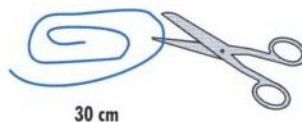
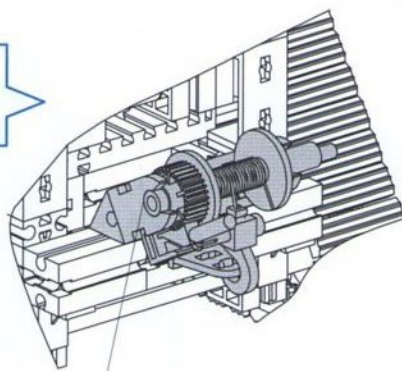
**Fernsteuerung Planierschild**  
**Blade remote control**  
**Télécommande de la lame niveleuse**

**Afstandsbesturing bulldozerblad**  
**Mando a distancia de la pala niveladora**  
**Telecomando placa de planificação**

**Comando a distanza lamina bulldozer**  
 Дистанционное управление отвалом  
 推土铲的摇控器

**Control Set**  
**500 881**

**1**

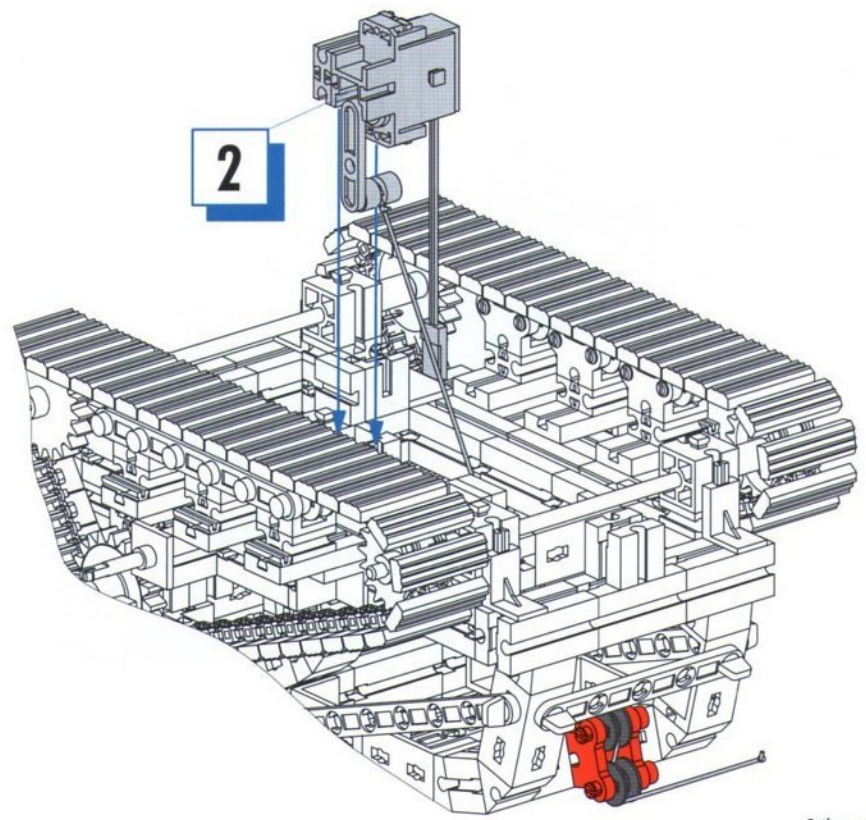
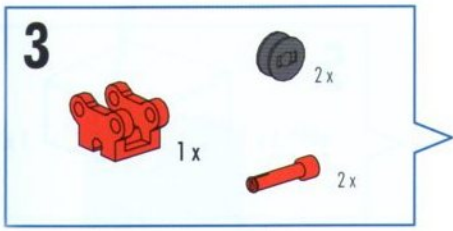
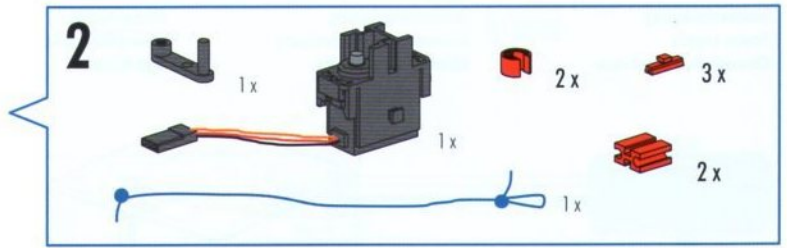
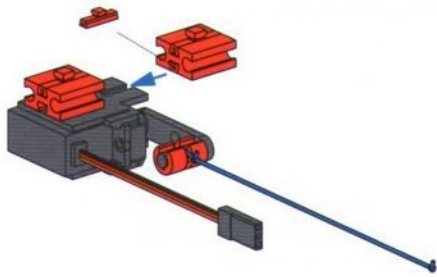


von Seil abschneiden  
 cut off from cable  
 à couper du câble  
 van kabel afsnijden  
 cortar del cabo  
 cortar do cabo  
 tagliare dalla fune  
 Отрежьте трос  
 剪断绳索

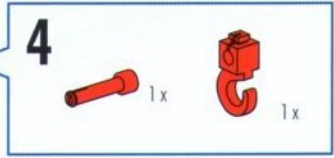
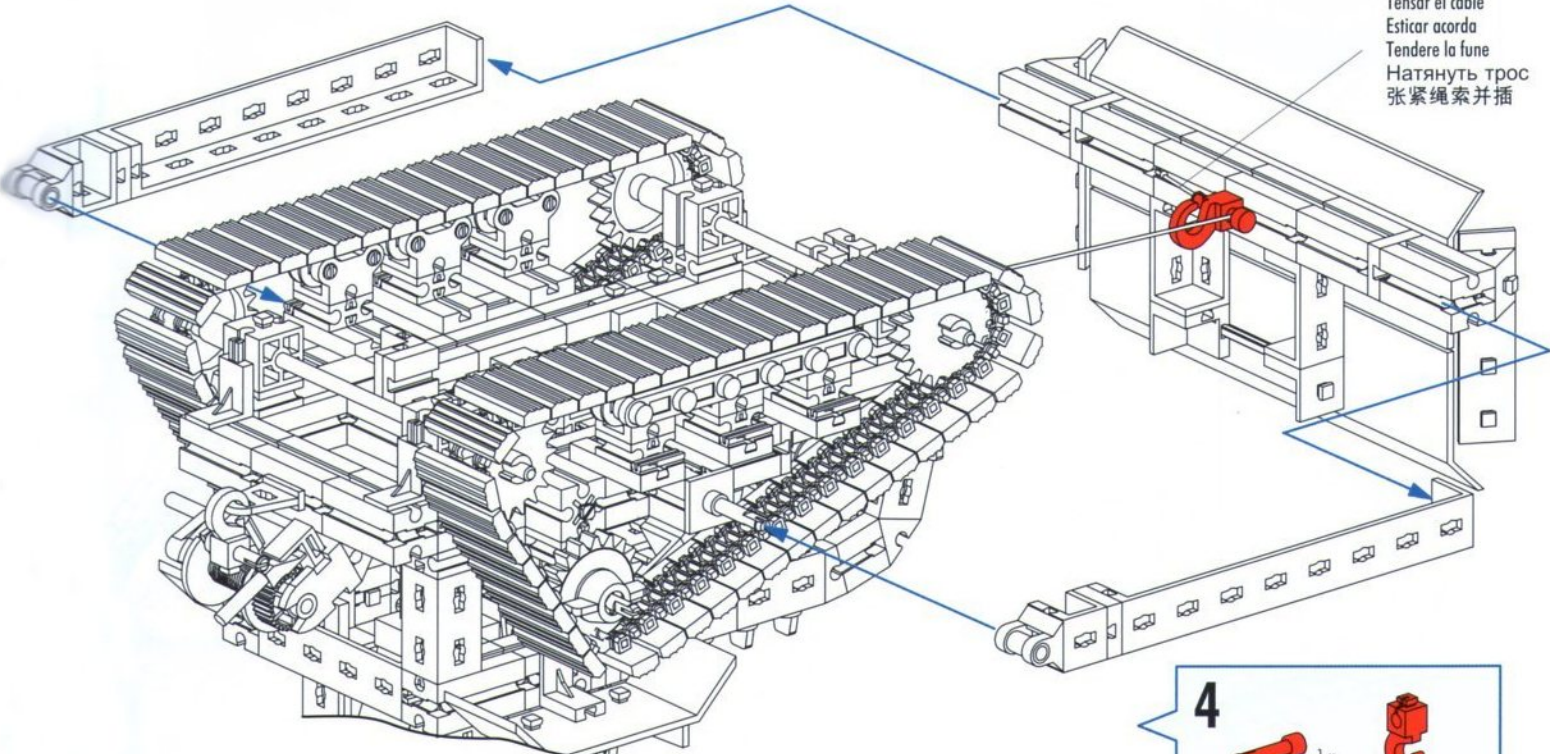


**Seilwinde demontieren**  
**Dismantle cable winch**  
**Démontage du treuil de manœuvre**  
**Kabellier demonteren**  
**Desmontar el torno de cabo**  
**Desmontar o sarilho de cabo**  
**Smontaggio argano**  
 Демонтируйте лебёдку  
 拆卸卷扬机





Seil spannen  
 Tighten cable  
 Tendre le câble  
 Het touw opspannen  
 Tensar el cable  
 Esticar acorda  
 Tendere la fune  
 Натянуть трос  
 张紧绳索并插



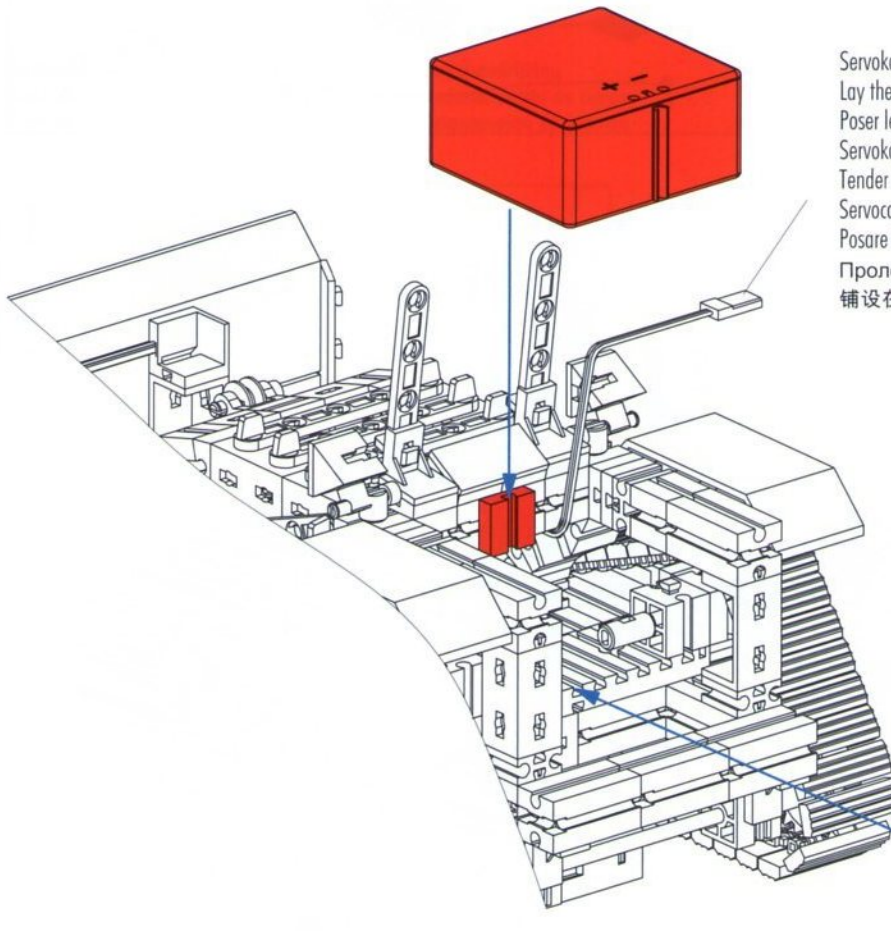


Stromversorgung  
Power supply  
Alimentation électrique

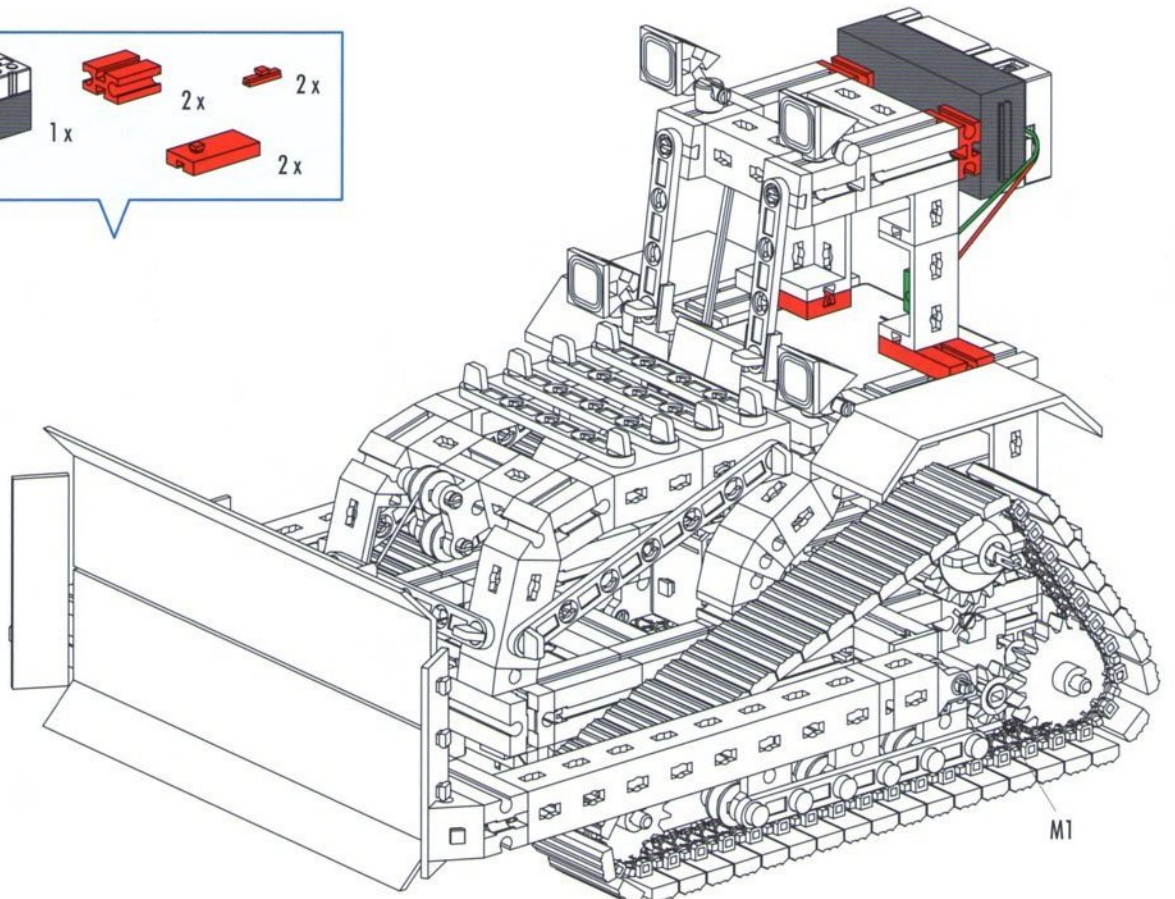
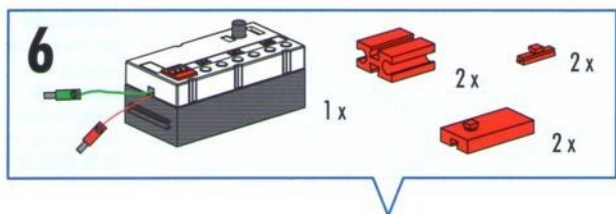
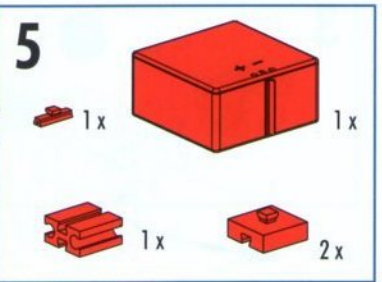
Stroomvoorziening  
Alimentación de corriente  
Alimentação elétrica

Alimentazione  
Электропитание  
电源供应装置

Accu  
Set  
34969



Servokabel zwischen Führerhaus und Akkupack verlegen  
Lay the servo cable between the driver's cab and the battery pack.  
Poser le câble de la servocommande entre la cabine du conducteur et le pack accu  
Servokabel tussen bestuurscabine en accupack aanleggen  
Tender el cable de servo entre la cabina del conductor y el pack del acumulador.  
Servocabo entre a cabine do condutor e o kit de acumuladores  
Posare il cavo servo tra la cabina e la batteria  
Проложите сервокабель от кабины водителя к аккумулятору  
铺设在驾驶室和充电电池组之间的伺服电缆

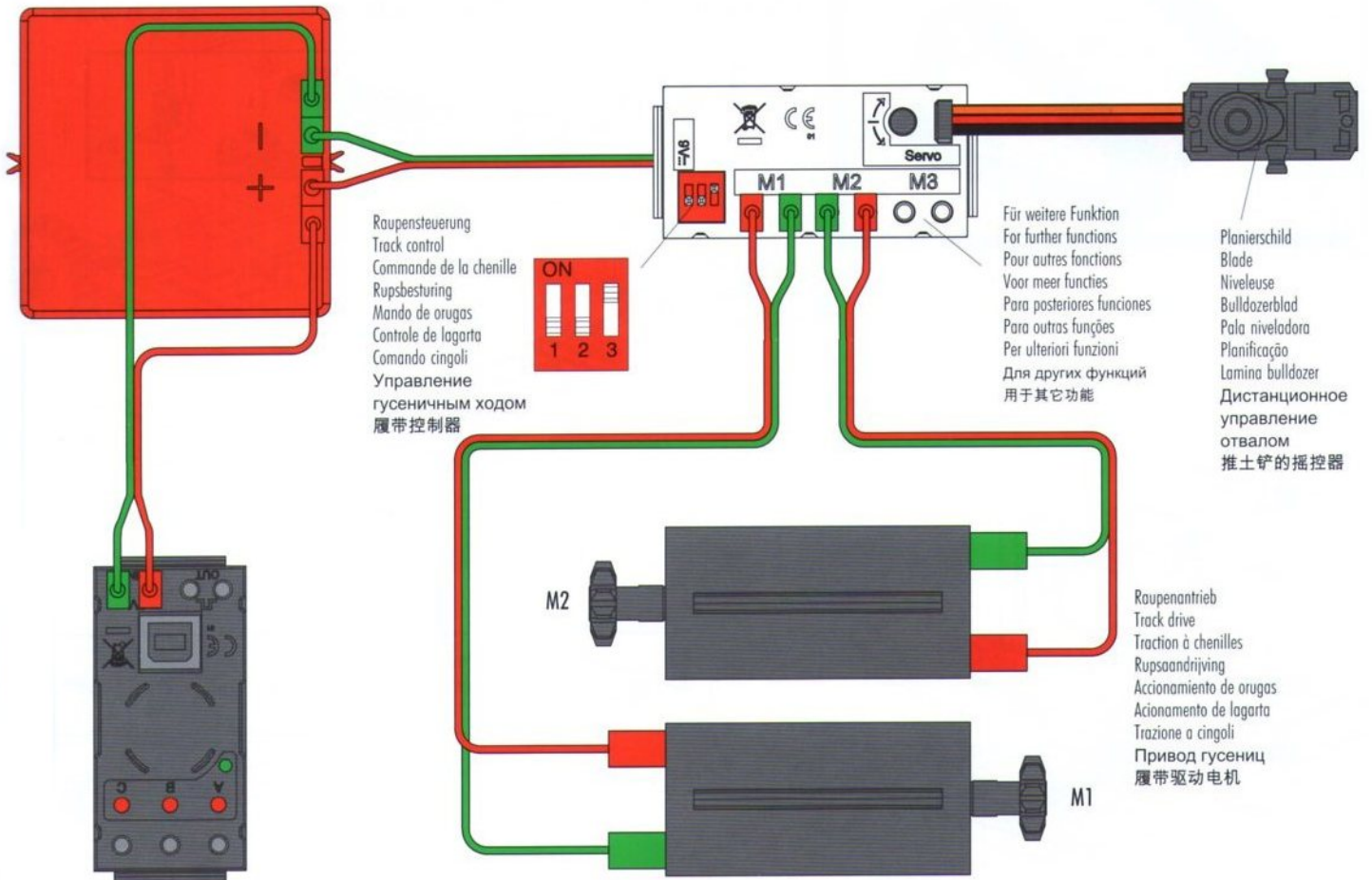




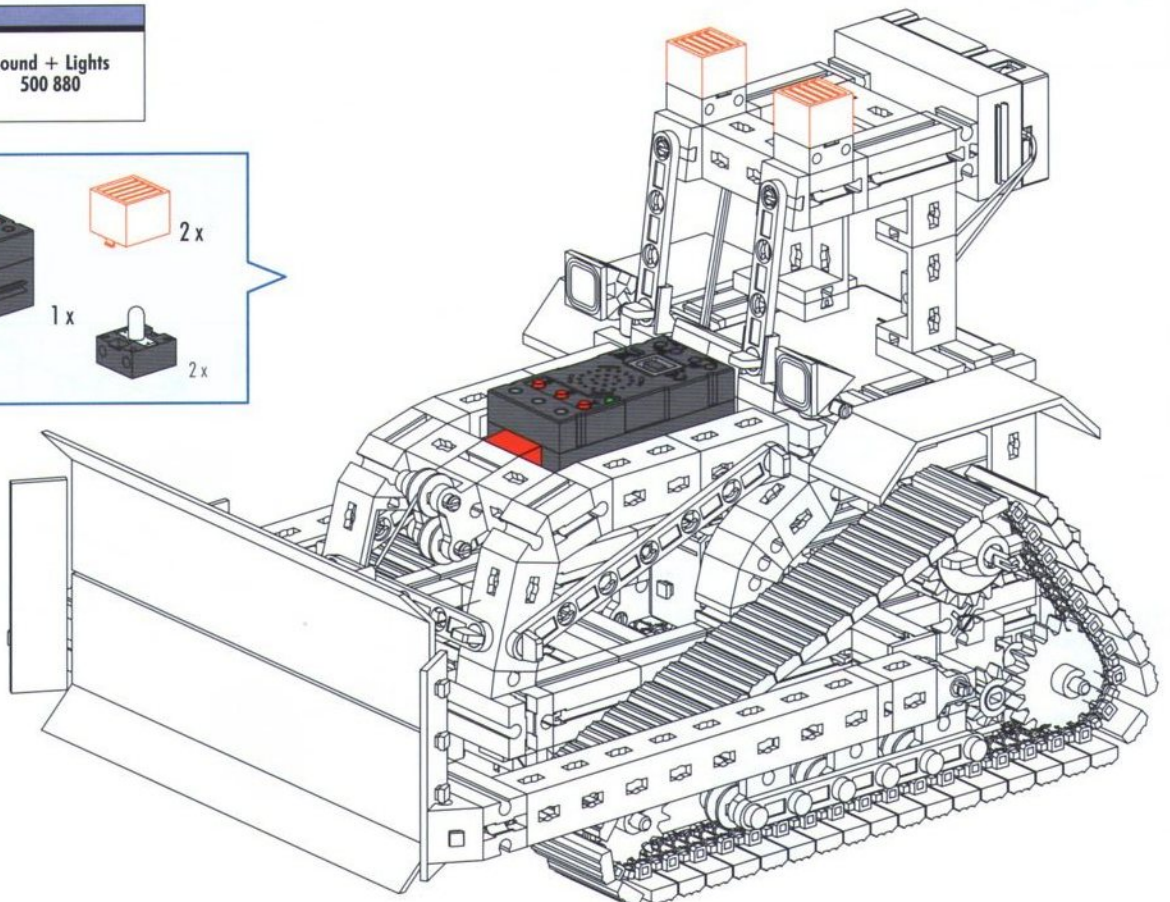
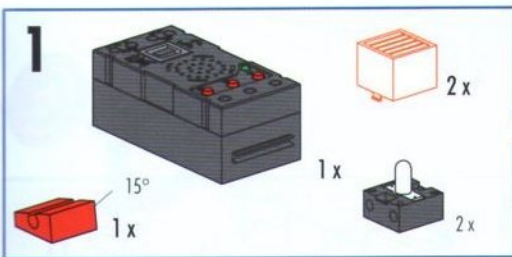
Schaltplan  
Circuit diagram  
Plan électrique

Schakelschema  
Diagrama de circuitos  
Plano elétrico de ligação

Schema elettrico  
Схема подключения  
电路图



Sound + Lights

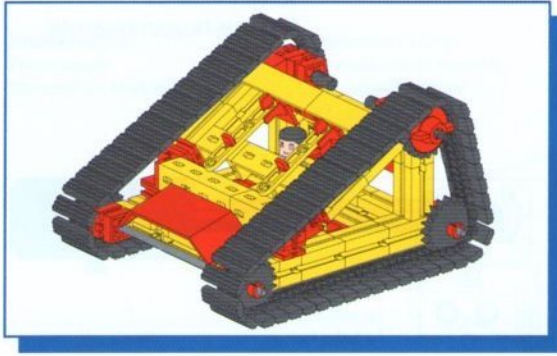




Allroader  
Allroader  
Véhicule tout terrain

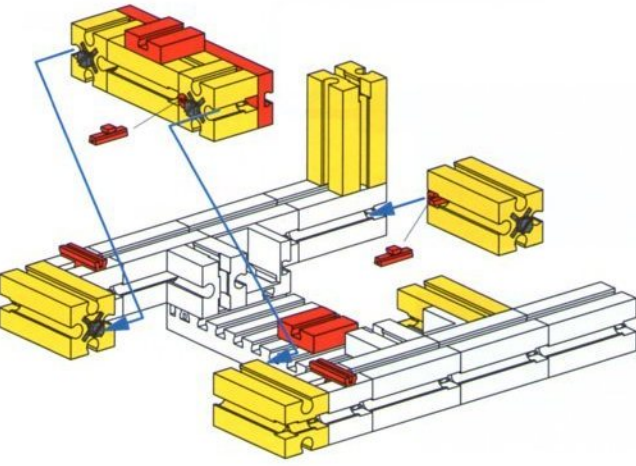
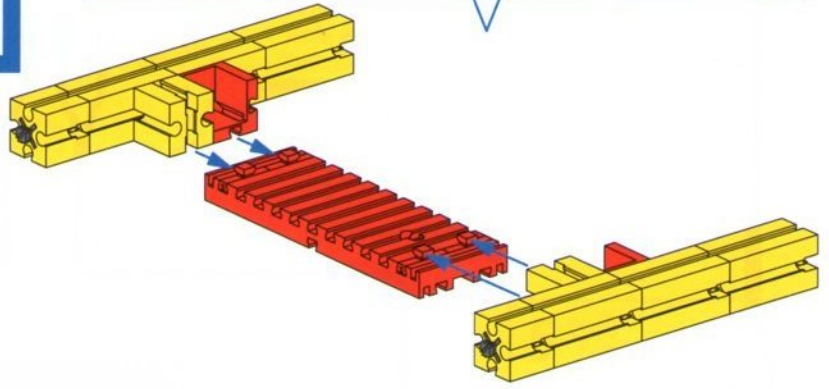
Allroader  
Todocamino  
Toda estrada

Allroad  
Внедорожник  
四轮驱动履带



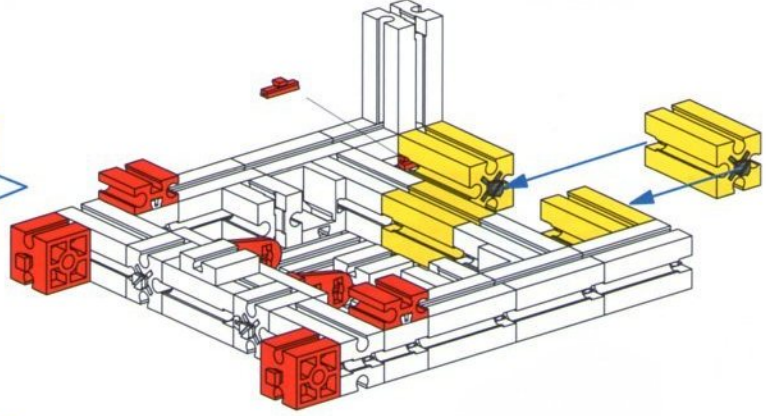
**1**

- 6 x Yellow Technic Beam 1x3
- 4 x Yellow Technic Pin
- 1 x Red Technic Beam 1x10
- 4 x Red Technic Pin
- 2 x Red Technic Pin



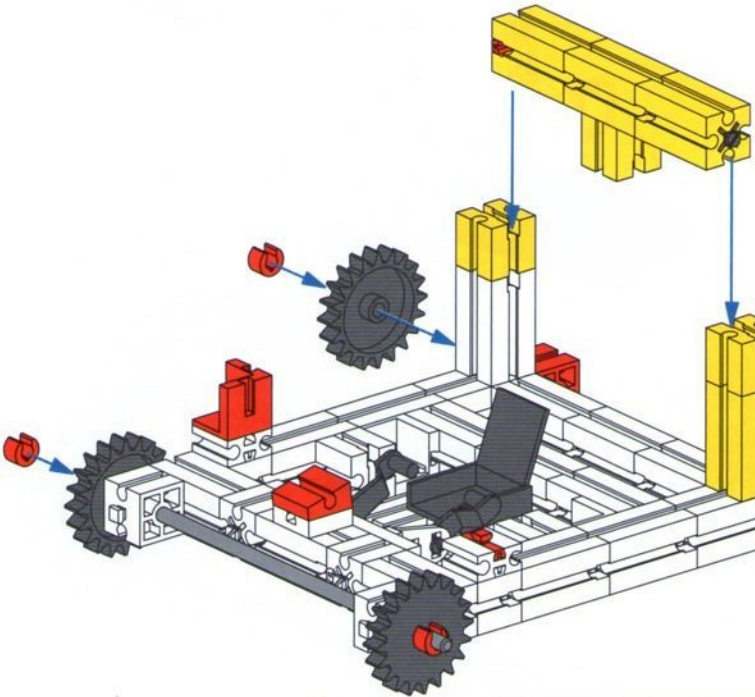
**2**

- 6 x Yellow Technic Beam 1x3
- 2 x Yellow Technic Pin
- 2 x Red Technic Beam 1x2
- 2 x Red Technic Pin
- 4 x Red Technic Pin



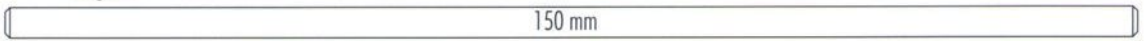
**3**

- 4 x Yellow Technic Beam 1x3
- 1 x Red Technic Pin
- 2 x Red Technic Beam 1x2
- 2 x Red Technic Pin
- 2 x Red Technic Pin

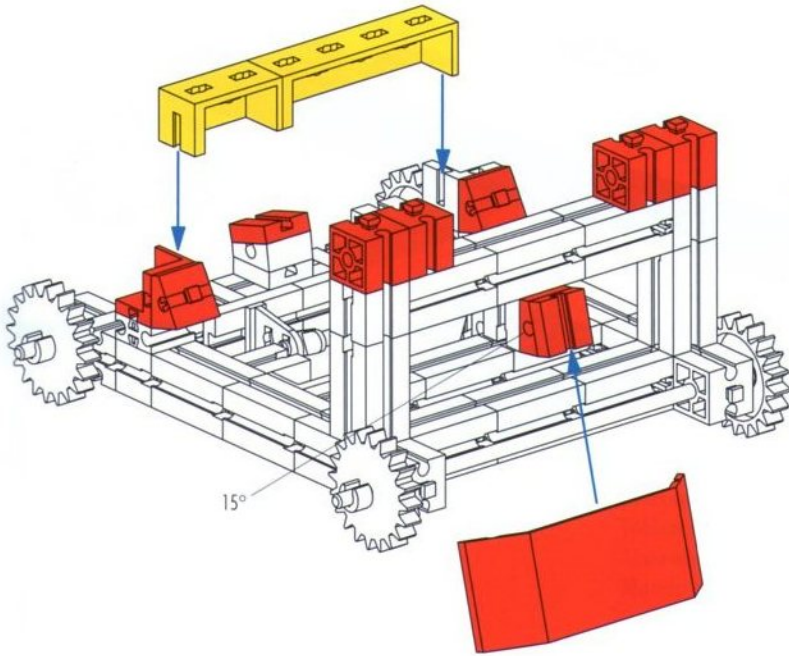


**4**

- 4 x Yellow Technic Beam 1x3
- 3 x Yellow Technic Pin
- 2 x Red Technic Pin
- 4 x Grey Technic Gear
- 1 x Red Technic Beam 1x2 (15°)
- 4 x Red Technic Pin
- 1 x Black Technic Seat
- 1 x Grey Technic Axle (150)
- 2 x Red Technic Pin
- 2 x Red Technic Pin
- 1 x Red Technic Pin
- 1 x Red Technic Pin

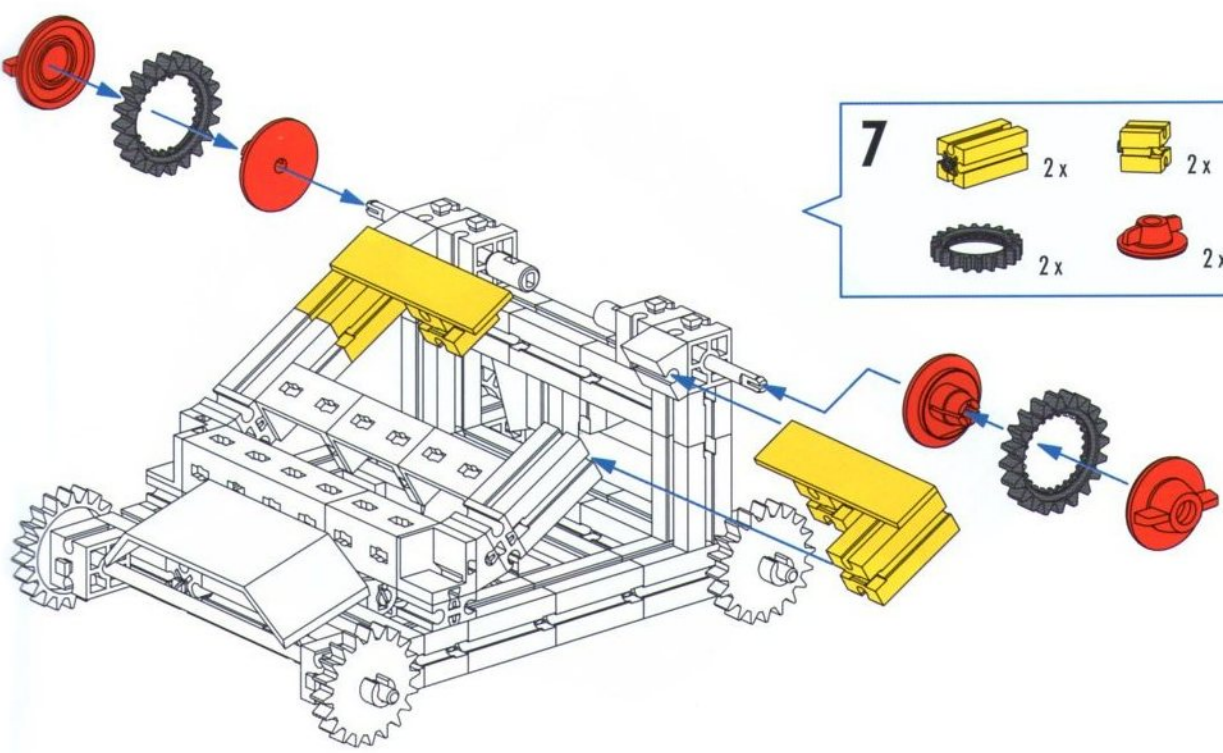
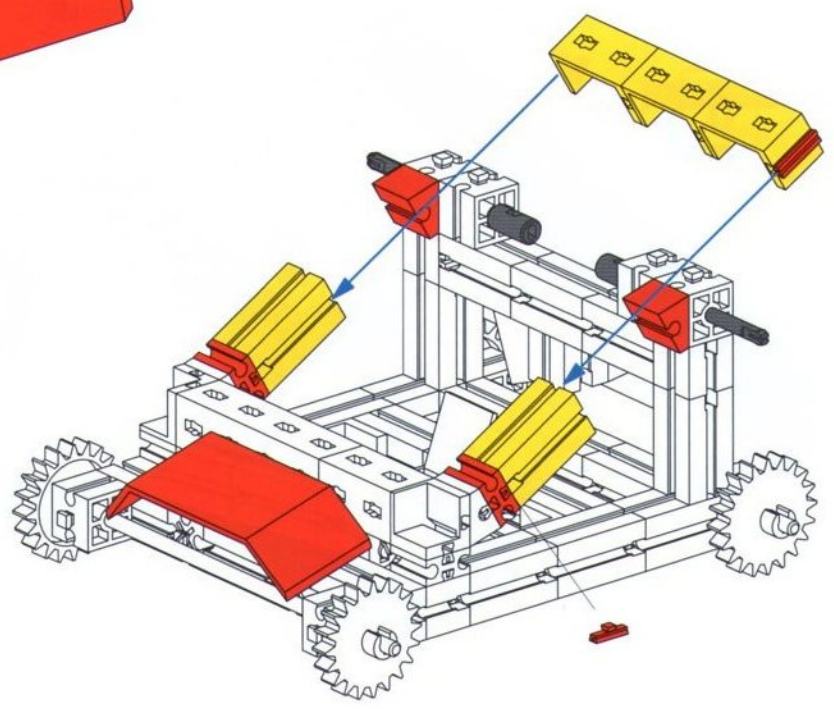






- 5**
- 1x Yellow 1x5 Technic Beam
  - 1x Yellow 1x3 Technic Beam
  - 4x Red 1x2 Technic Brick
  - 2x Red 1x2 Technic Brick
  - 1x Red 1x2 Technic Brick with 15° slope
  - 2x Red 1x2 Technic Brick with 30° slope
  - 2x Red 1x1 Technic Brick
  - 1x Red 1x2 Technic Brick with L-shaped hole
  - 1x Red 1x3 Technic Plate


- 6**
- 2x Yellow 1x2 Technic Beam
  - 3x Yellow 1x3 Technic Beam
  - 2x Red 1x2 Technic Brick
  - 1x Red 1x3 Technic Plate
  - 2x Red 1x2 Technic Brick with 30° slope
  - 2x Black 60mm Technic Pin
  - 2x Black Technic Axle
  - 3x Red 1x1 Technic Brick
- 60 mm




- 7**
- 2x Yellow 1x2 Technic Beam
  - 2x Yellow 1x3 Technic Beam
  - 2x Yellow 1x5 Technic Beam
  - 2x Black 24-tooth Technic Gear
  - 2x Red 1x2 Technic Bush
  - 2x Red 1x2 Technic Axle

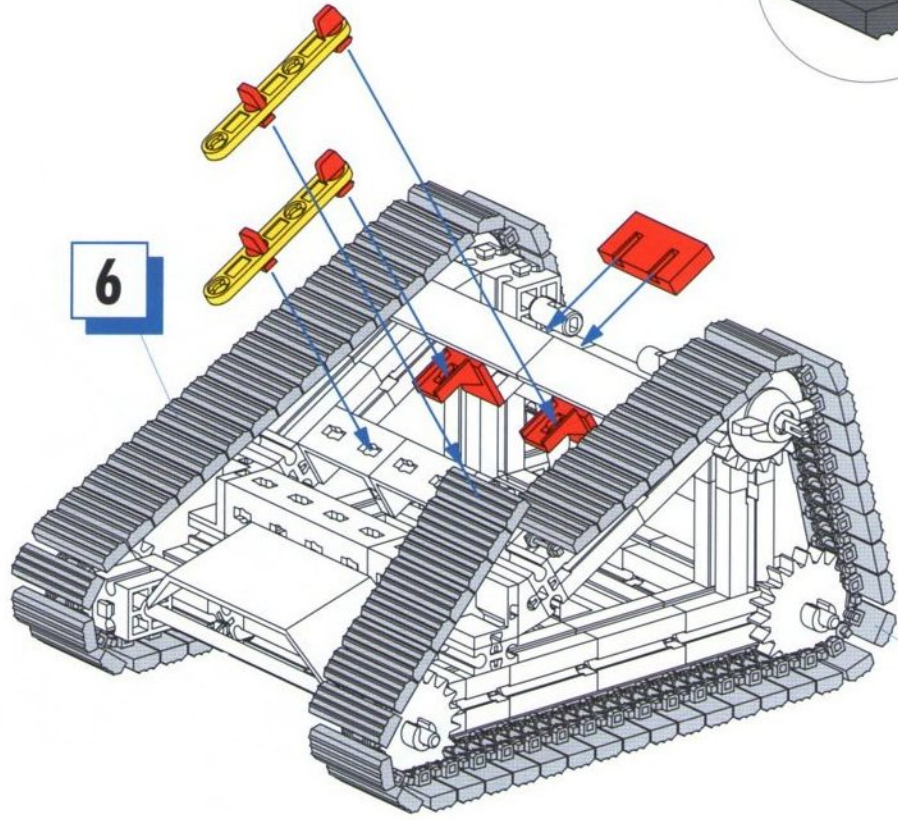






**8**  176 x  88 x

  88 x

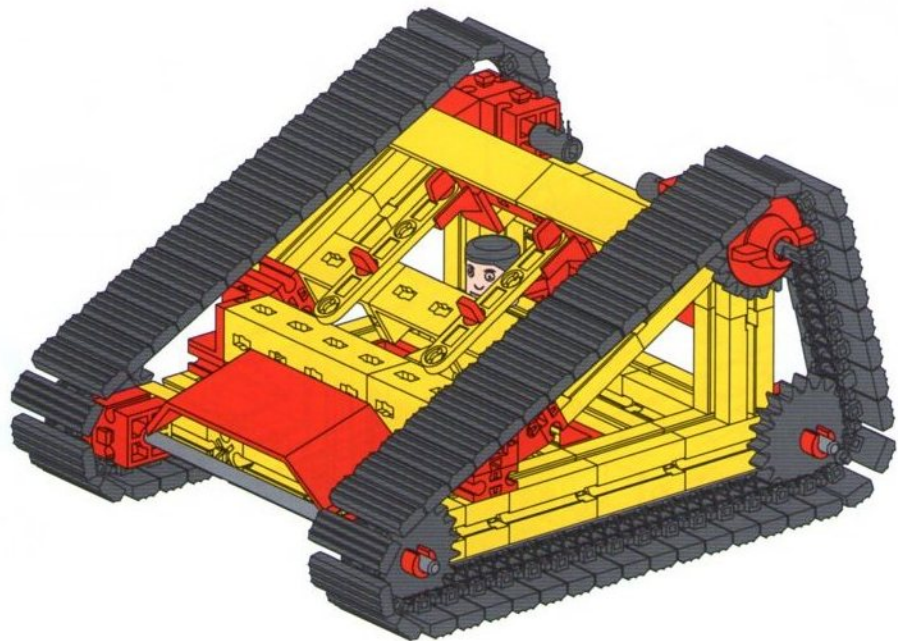


**6**

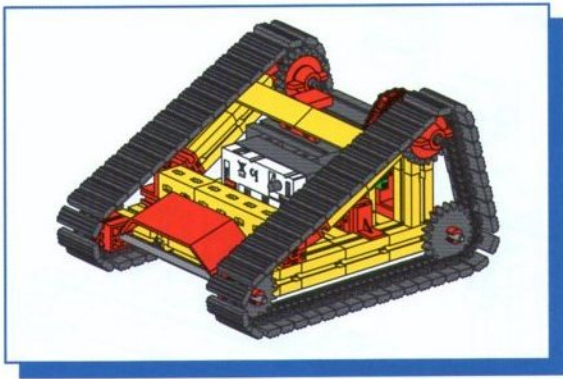


**9**  45 2 x  4 4 x  
 2 x  1 x

**6**







Allroader mit Motorisierung  
Allroader with motorization  
Véhicule tout terrain avec motorisation

Allroader met motorisering  
Todocamino con motorización  
Toda estrada com motorização

Allroad con motorizzazione  
Внедорожник с приводом  
带电机的四轮驱动履带

Raupenantrieb  
Track drive  
Traction à chenilles  
Rupsaandrijving  
Accionamiento de orugas

Acionamento de lagarta  
Trazione a cingoli  
Привод гусениц  
履带驱动电机

2 x

Motor Set  
XM  
505 282

zusätzlich erforderlich  
additionally required  
à commander en supplément  
extra noodzakelijk  
adicionalmente necesario  
adicionalmente necessário  
accessorio necesario  
по дополнительному заказу  
额外需要

Fernsteuerung  
Remote control  
Télécommande  
Afstandsbesturing  
Mando a distancia

Telecomando  
Telecomando  
Дистанционное управление  
遥控

Control  
Set  
500 881

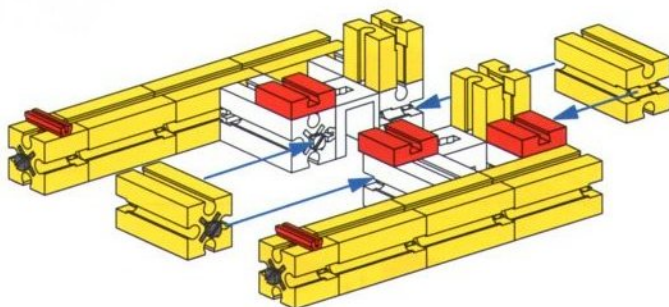
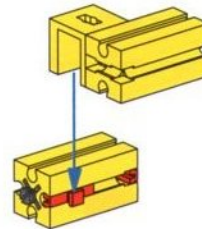
Stromversorgung  
Power supply  
Alimentation électrique  
Stroomvoorziening  
Alimentación de corriente

Alimentação elétrica  
Alimentazione  
Электропитание  
电源供应装置

Accu  
Set  
34969

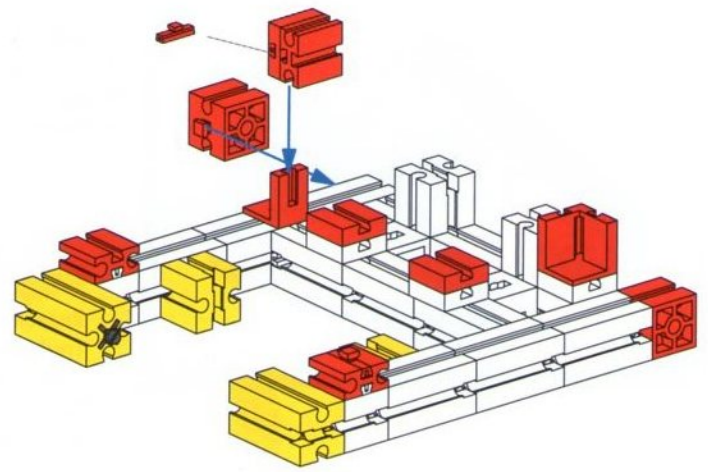
1 4 x 2 x 4 x

2 x











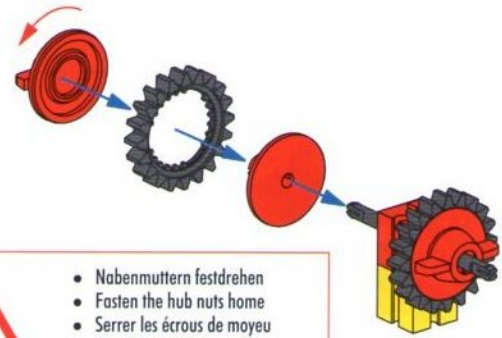
2 8 x 4 x 3 x 2 x











**3**

 2x  
  2x  
  3x  
  2x  
 2x  
  3x  
  1x  
  1x












- Nabenmuttern festdrehen
- Fasten the hub nuts home
- Serrer les écrous de moyeu
- Draal de naafmoeren vast
- Atornillar las tuercas laterales
- Apertar bem as porcas de cubo
- Stringere i dadi dei mozzi
- Затянуть гайки ступиц
- 拧紧

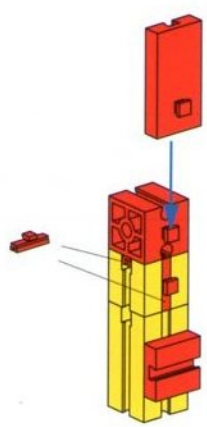
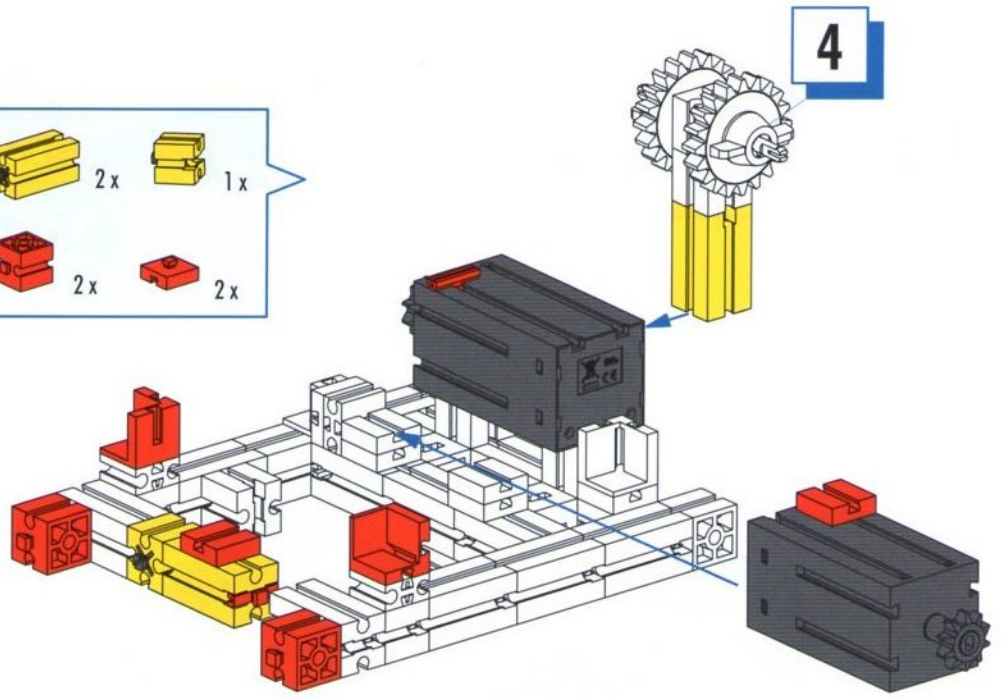
**4**

 2x  
  2x  
  2x  
 1x  
 1x  
 1x







60 mm

**5**

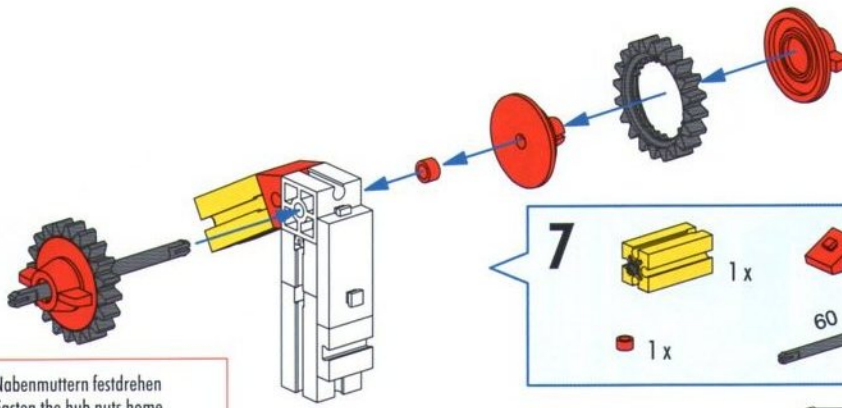
 2x  
 2x  
 2x  
 1x  
 2x  
 2x  
 2x  
 2x



**6**

 1x  
 1x  
 1x  
 1x  
 1x  
 2x





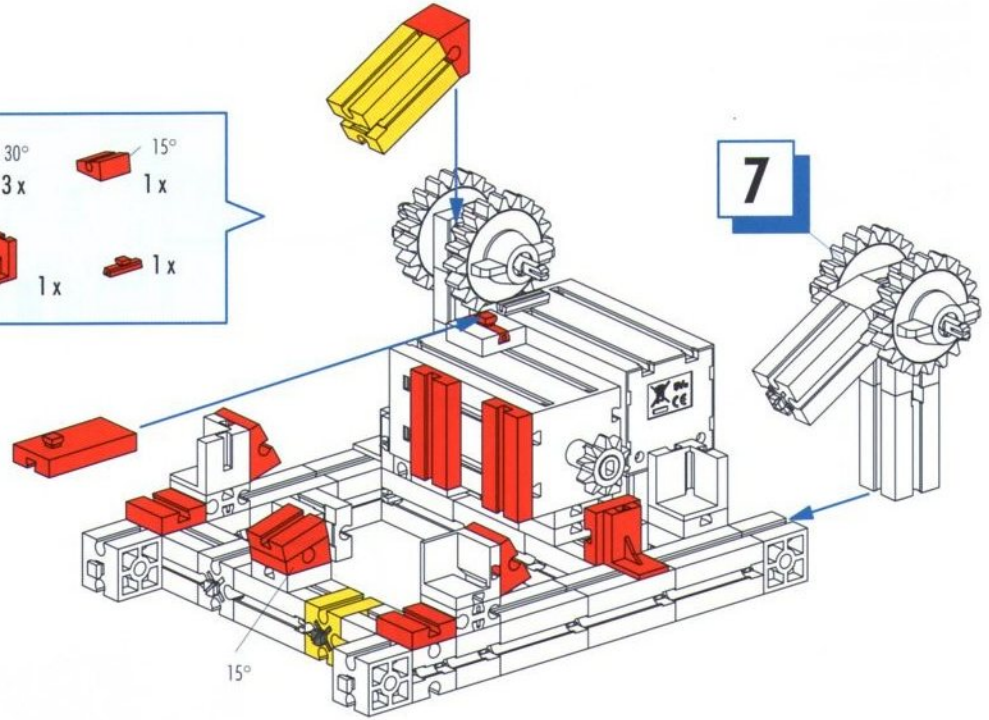
- 7**
- 1x Yellow Technic Beam (3 holes)
  - 1x Red Technic Wedge (30°)
  - 2x Grey Technic Gear (24 teeth)
  - 2x Red Technic Hub Nut
  - 1x Red Technic Pin (1 hole)
  - 1x Grey Technic Axle (60 mm)
  - 2x Red Technic Pin (2 holes)

60 mm



- Nabenmuttern festdrehen
- Fasten the hub nuts home
- Serrer les écrous de moyeu
- Draal de naafmoeren vast
- Atornillar las tuercas laterales
- Apertar bem as porcas de cubo
- Stringere i dadi dei mozzi
- Затянуть гайки ступиц
- 拧紧

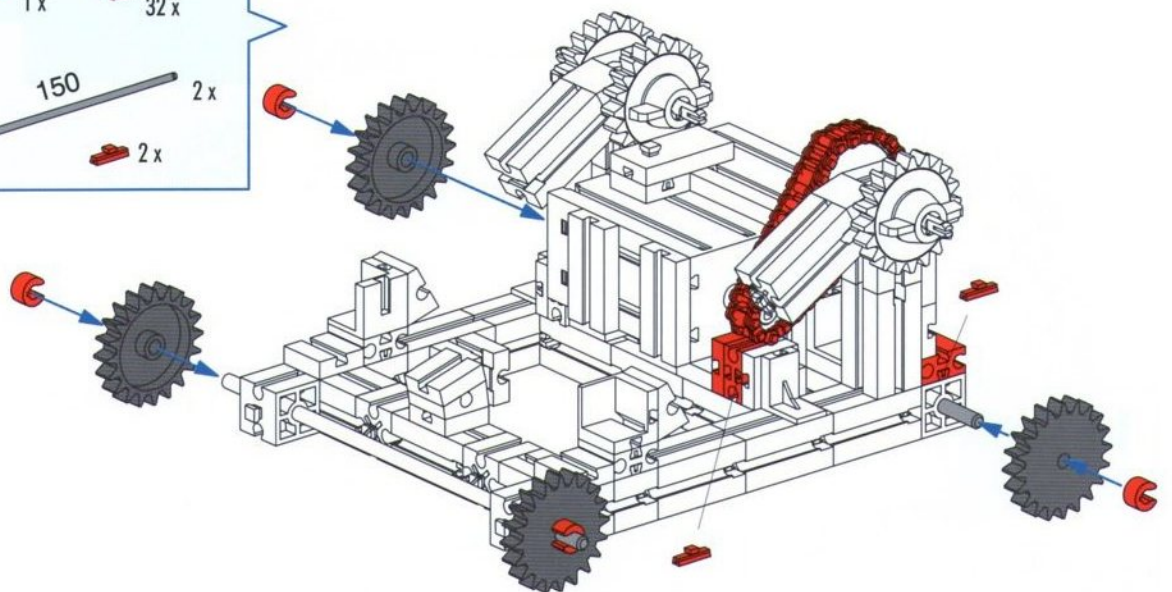
- 8**
- 1x Yellow Technic Beam (3 holes)
  - 1x Yellow Technic Beam (2 holes)
  - 3x Red Technic Wedge (30°)
  - 1x Red Technic Wedge (15°)
  - 4x Red Technic Pin (1 hole)
  - 3x Red Technic Pin (2 holes)
  - 1x Red Technic Pin (3 holes)
  - 1x Red Technic Pin (4 holes)



**7**

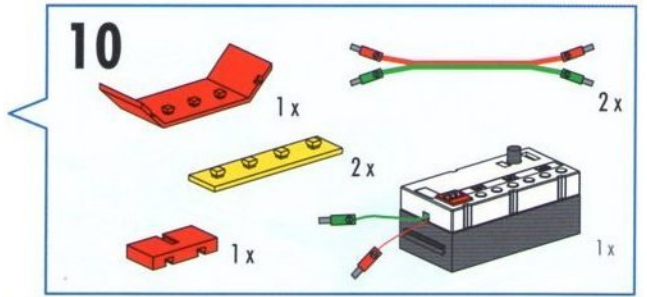
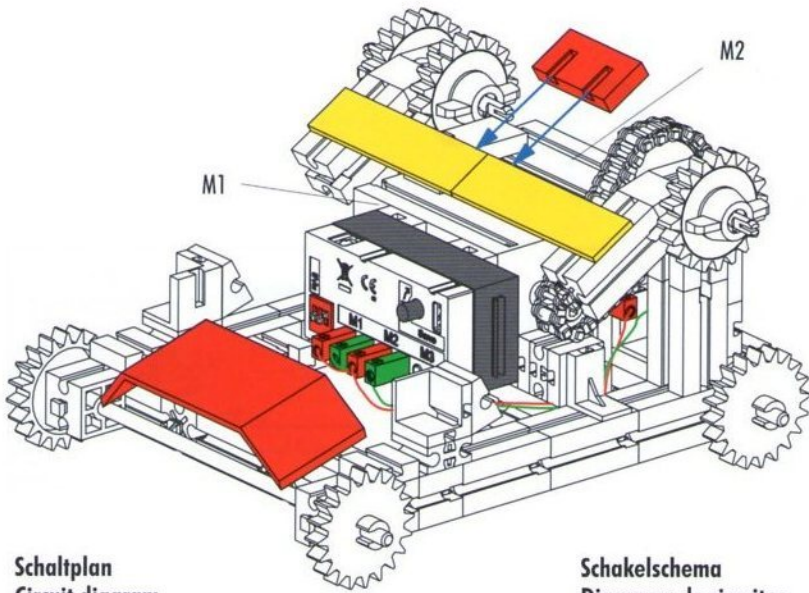
15°

- 9**
- 2x Red Technic Pin (2 holes)
  - 1x Red Technic Pin (1 hole)
  - 32x Red Technic Pin (1 hole)
  - 4x Red Technic Pin (2 holes)
  - 4x Grey Technic Gear (24 teeth)
  - 2x Grey Technic Axle (150 mm)
  - 2x Red Technic Pin (2 holes)



150 mm

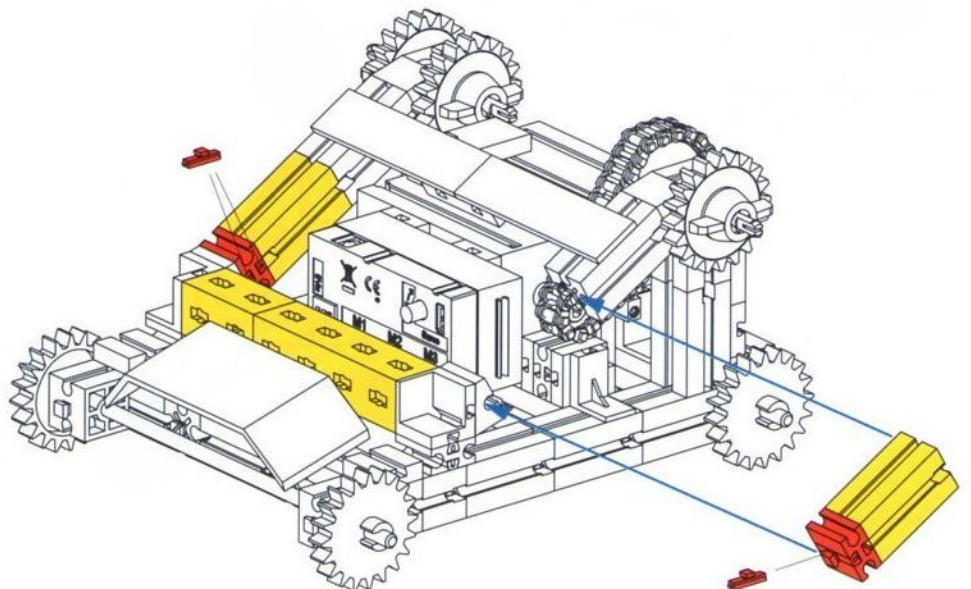
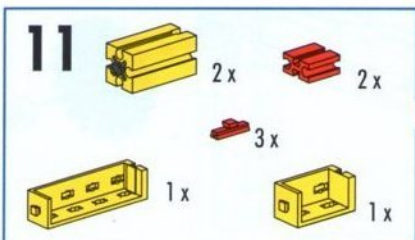
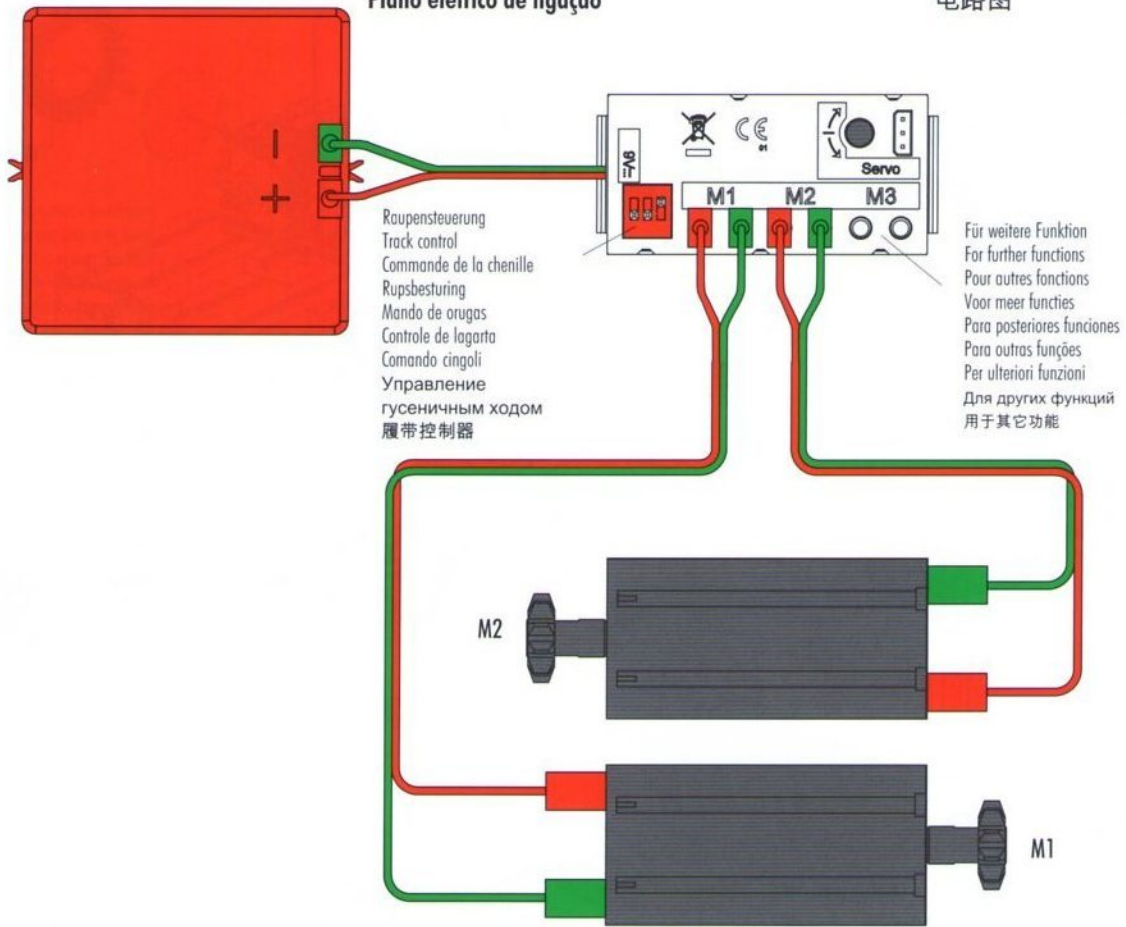




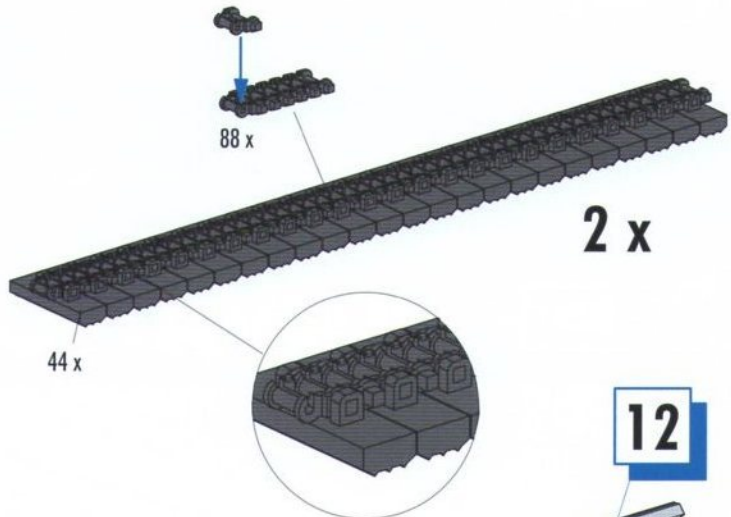
Schaltplan  
Circuit diagram  
Plan électrique

Schakelschema  
Diagrama de circuitos  
Plano elétrico de ligação

Schema elettrico  
Схема подключения  
电路图

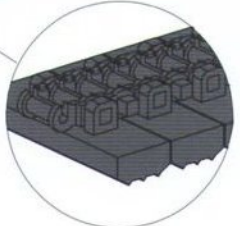




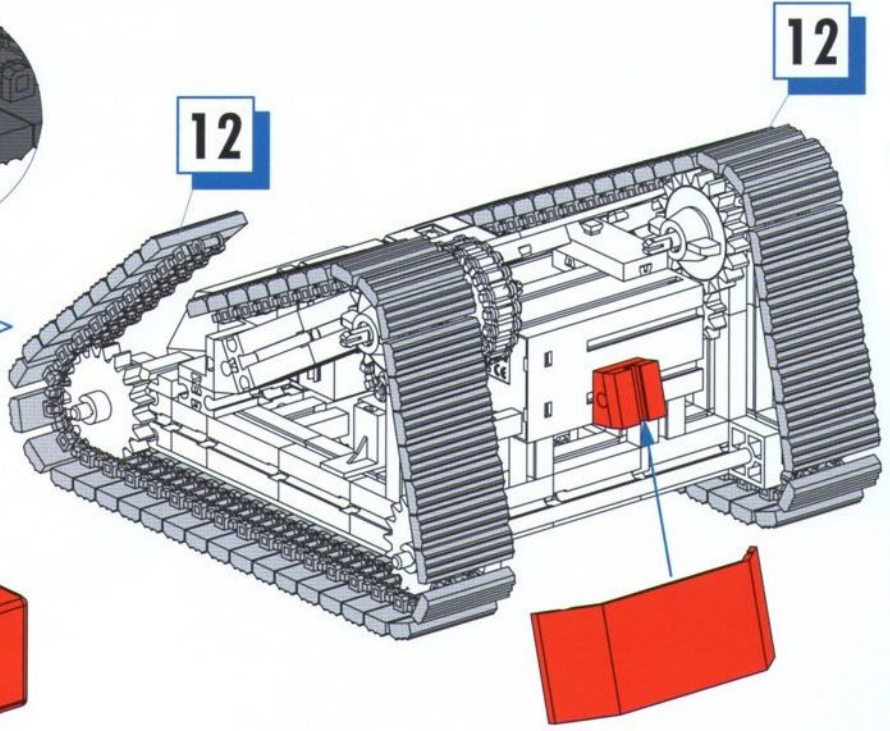


**12** 176 x 88 x

**2 x**

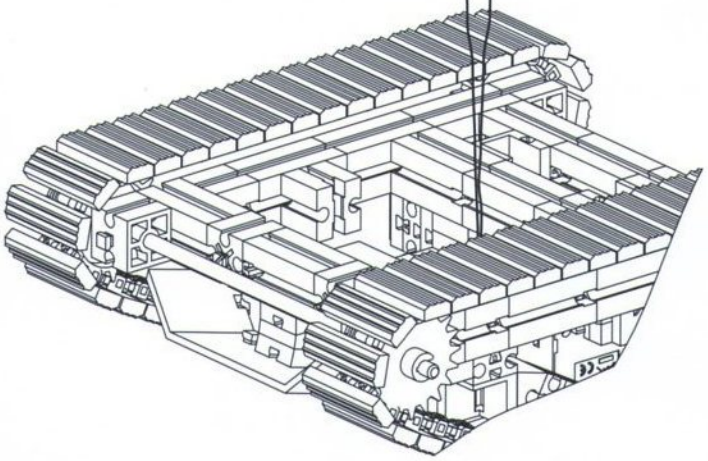
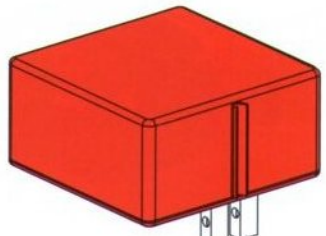


**13** 1 x 1 x 1 x

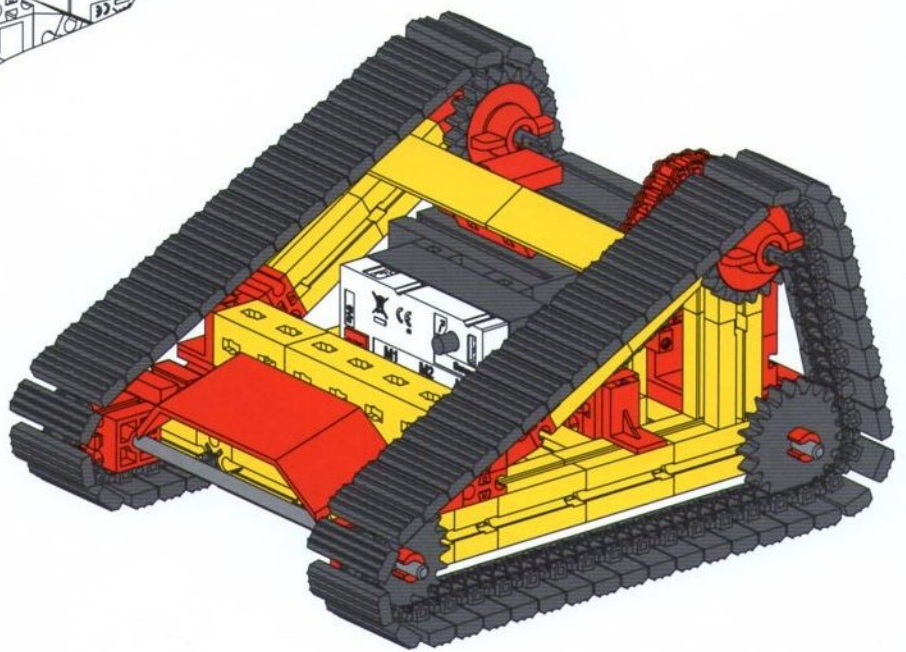


**12**

**12**



**14** 1 x






fischertechnik GmbH  
Weinhalde 14-18  
72178 Waldachtal  
Germany  
Phone +49 74 43/12-43 69  
Fax +49 74 43/12-45 91  
info@fischertechnik.de  
www.fischertechnik.de

**fischertechnik** 

**ADVANCED**



136895 - 06/09 - KW - Printed in Germany - Technische Änderungen vorbehalten - Subject to technical modifications