

Class Set Simple Machines

Bauanleitung
Assembly instruction
Instructions de montage
Bouwhandleiding
Instrucciones de construcción
Manual de montagem
Istruzioni di montaggio
Инструкция по сборке
安装说明书



S T E M MATHEMATIK
I NFORMATIK
N ATURWISSENSCHAFT
T ECHNIK

 SCIENCE  TECHNOLOGY  ENGINEERING  MATHEMATICS

10 Models

- Mit dem fischertechnik eLearning Portal geben wir dir die Möglichkeit, noch mehr Hintergrundwissen zum Thema des Baukastens zu erhalten. Über <https://www.fischertechnik.de/elearning-classeset-simplemachines> gelangen Sie direkt zum eLearning Portal.
- The fischertechnik eLearning Portal provides even more background knowledge on the topic of the building set. You can access the portal directly at <https://www.fischertechnik.de/elearning-classeset-simplemachines>
- Avec le portail e-learning fischertechnik, nous t'offrons la possibilité d'acquérir encore plus de connaissances de base au sujet du kit de construction. Tu peux accéder directement au portail via le lien <https://www.fischertechnik.de/elearning-classeset-simplemachines>
- Met het fischertechnik eLearning portaal geven wij jou de mogelijkheid, nog meer achtergrondkennis over het thema van de bouwdoos te verkrijgen. Via <https://www.fischertechnik.de/elearning-classeset-simplemachines> kom je rechtstreeks naar het portaal.
- Con el portal de eLearning de fischertechnik, te damos la posibilidad de obtener aún más conocimientos básicos sobre el tema del kit de montaje. Para acceder al portal, ingresa a <https://www.fischertechnik.de/elearning-classeset-simplemachines>
- Com o portal de eLearning da fischertechnik damos lhe a possibilidade de obter ainda mais conhecimentos aprofundados sobre os kits de construção. Em <https://www.fischertechnik.de/elearning-classeset-simplemachines> pode aceder diretamente ao portal de eLearning.
- Com o portal de aprendizagem virtual da fischertechnik, oferecemos a oportunidade de receber ainda mais informações contextuais sobre o tema kits de construção. Acesse o portal diretamente através do endereço <https://www.fischertechnik.de/elearning-classeset-simplemachines>
- На обучающем интернет-портале компании fischertechnik вы получите еще больше базовых знаний по теме конструирования. Ссылка <https://www.fischertechnik.de/elearning-classeset-simplemachines> ведет прямо на портал.
- 通过 fischertechnik 线上学习门户，我们让您能有机会了解更多有关该模块主题的背景知识。可通过 <https://www.fischertechnik.de/elearning-classeset-simplemachines> 直接前往该门户。




Inhalt
Contents
Contenu

Inhoud
Contenido
Conteúdo

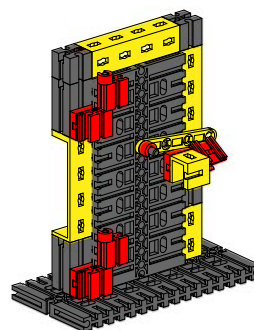
Contenuto
Содержание
目录

Einzelteilübersicht / Spare parts list / Liste des pièces détachées / Onderdelenoverzicht / Lista da piezas / Resumo de peça individual /
Singoli componenti / Перечень деталей / 零件概览 2

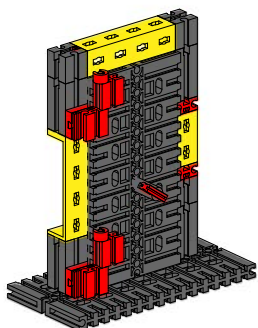
Montagetips / Tips for assembly / Tuyaux pour le montage / Montagetips / Consejos para el montaje / "Dicas" para montagem /
Consigli per il montaggio / Советы по сборке / 装配建议 4



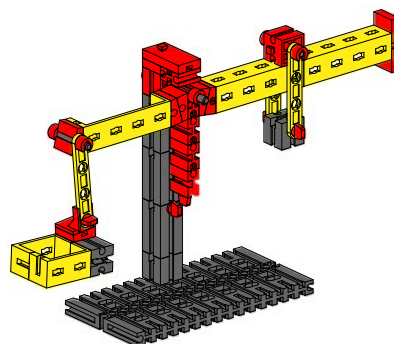
Schiebetür / Sliding door / Porte coulissante / Schuifdeur /
Puerta corredera / Porta deslizante / Porta scorrevole /
Раздвижная дверь / 滑动门5




Gartentür / Garden door / Porte de jardin / Tuindeur / Puerta del jardín /
Porta do jardim / Porta del giardino / Садовая дверь /
花园门8



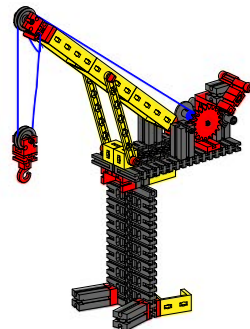
Zimmertür / Room door / Porte de chambre / Kamerdeur /
Puerta de la habitación / Porta do quarto / Porta della camera /
Дверь в комнату / 房门11



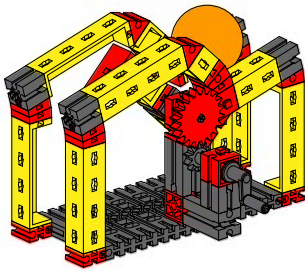
Schiebewaage / Sliding trolley / Pont coulissant / Schuifvloer /
Suelo deslizante / Piso deslizante / Pavimento scorrevole /
Раздвижной пол / 滑动地板15




Balkenwaage / Beam scale / Balance à poutre / Balk schaal /
Escala de vigas / Escala de feixe / Equilibrio del fascio /
Балочная шкала / 光束比例19




Kran / Crane / Grue / Kraan / Grúa / Guindaste / Gru /
Кран / 起重机22




Ballweitergabe 1 / Ball forwarding 1 / Transmission du ballon 1 /
Ballen doorgeven 1 / Pase de balón 1 / Passe de bola 1 /
Passaggio di palla 1 / Передача мяча 1 / 传球 129



Ballweitergabe 2 / Ball forwarding 2 / Transmission du ballon 2 /
Ballen doorgeven 2 / Pase de balón 2 / Passe de bola 2 /
Passaggio di palla 2 / Передача мяча 2 / 传球 234



Ballweitergabe 1 / Ball forwarding 1 / Transmission du ballon 1 /
Ballen doorgeven 1 / Pase de balón 1 / Passe de bola 1 /
Passaggio di palla 1 / Передача мяча 1 / 传球 138









Ballweitergabe 2 / Ball forwarding 2 / Transmission du ballon 2 /
Ballen doorgeven 2 / Pase de balón 2 / Passe de bola 2 /
Passaggio di palla 2 / Передача мяча 2 / 传球 243




Einzelteilübersicht
Spare parts list
Liste des pièces détachées

Onderdelenoverzicht
Lista da piezas
Resumo de peça individual









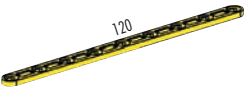




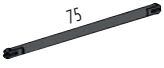
Singoli componenti
Перечень деталей
零件概览

| | |
|---|---------------|
|  | 31 010 3 x |
|  | 31 011 2 x |
|  | 31 058 1x |







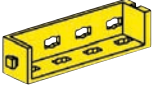







| | |
|---|---------------|
|  | 31 060 3 x |
|  | 31 597 2 x |
|  | 31 674 2 x |

| | |
|---|----------------|
|  | 31 690 2 x |
|  | 31 981 6 x |
|  | 31 982 12 x |








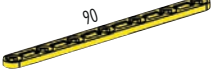





Einzelteilübersicht
Spare parts list
Liste des pièces détachées

| | |
|---|---------------|
|  | 32 064 3 x |
|  | 32 071 9 x |
|  | 32 869 1 x |
|  | 32 879 4 x |
|  | 32 881 6 x |
|  | 35 031 1 x |
|  | 35 049 3 x |
|  | 35 053 2 x |
|  | 35 060 2 x |
|  | 35 063 1 x |
|  | 35 064 1 x |
|  | 35 069 1 x |
|  | 35 070 1 x |
|  | 35 087 1 x |

Onderdelenoverzicht
Lista da piezas
Resumo de peça individual

| | |
|---|----------------|
|  | 35 088 1 x |
|  | 35 129 2 x |
|  | 35 797 2 x |
|  | 35 945 1 x |
|  | 36 227 1 x |
|  | 36 264 1 x |
|  | 36 297 6 x |
|  | 36 299 6 x |
|  | 36 323 12 x |
|  | 36 324 1 x |
|  | 36 334 1 x |
|  | 36 819 1 x |
|  | 37 237 3 x |
|  | 37 468 8 x |

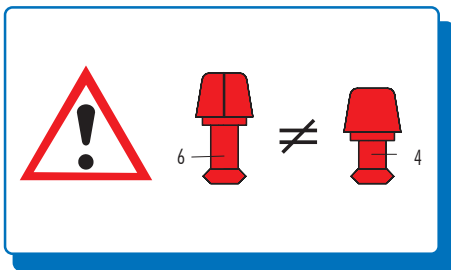
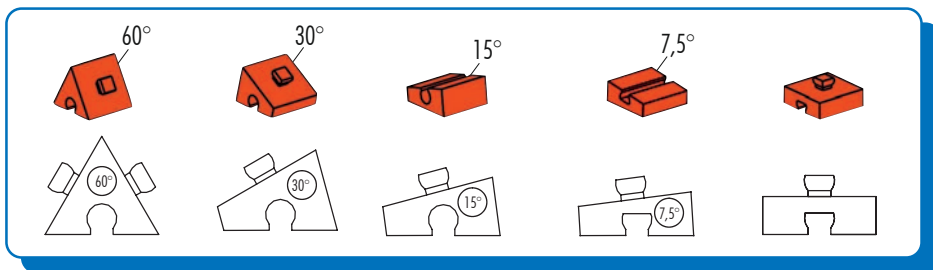
Singoli componenti
Перечень деталей
零件概览

| | |
|---|----------------|
|  | 37 636 2 x |
|  | 37 679 7 x |
|  | 38 225 1 x |
|  | 38 240 2 x |
|  | 38 413 3 x |
|  | 38 415 2 x |
|  | 38 428 2 x |
|  | 38 531 3 x |
|  | 38 541 4 x |
|  | 38 545 2 x |
|  | 130 593 1 x |
|  | 137 677 1 x |
|  | 154 485 1 x |
| | |

Montagetipps
Tips for assembly
Tuyaux pour le montage

Montagetips
Consejos para el montaje
"Dicas" para montagem

Consigli per il montaggio
Советы по сборке
装配建议



Sicherheitshinweise
Safety Information
Consignes de sécurité

Veiligheidsrichtlijnen
Indicaciones de seguridad
Observações sobre segurança

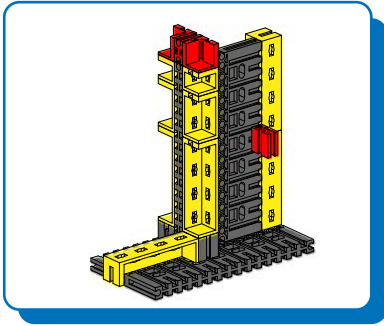
Informazioni per la sicurezza
Указания по технике безопасности
安全指南

- Achtung! Verletzungsgefahr an Bauteilen mit funktionsbedingten scharfen Kanten und Spitzen!
- Caution! Be careful not to hurt yourself on components with sharp or pointed edges!
- Attention! Risque de blessure sur les éléments comportant des arêtes et o pointes vives indispensables au bon fonctionnement!
- Let op! U kunt zich bezeren aan bouwstenen met scherpe randen of punten!
- Attenzione! Esiste il pericolo di lesione con i pezzi di costruzione che hanno bordi e punte spigolosi necessari per la funzionalità del pezzo!
- Atenção! Perigo de ferimentos em peças componentes com cantos vivos e pontas obrigatórios para o funcionamento!
- Attenzione! Pericolo di lesioni dovute a componenti con spigoli vivi e punte per motivi funzionali!
- Будьте осторожны! Об острые края деталей и и наконечники можно порезаться!
- 注意！因功能需要而带有锋利的棱边和尖角的部件可能会带来受伤危险！

- Alle Einzelteile, insbesondere bewegliche Teile sind falls notwendig zu warten und zu reinigen.
- All components, especially moving parts, should be maintained and cleaned as necessary.
- Toutes les pièces détachées et en particulier les pièces mobiles, sont, si nécessaire, à entretenir et à nettoyer.
- Alle onderdelen, vooral de bewegende delen, kunnen, indien noodzakelijk, onderhouden en gereinigd worden.
- Es necesario mantener limpio y en buen estado cada una de las piezas. Particularmente las piezas móviles.
- Todas as peças individuais, especialmente peças móveis, devem ser submetidas à manutenção e limpas se necessário.
- Se necessario, tutti i singoli componenti, soprattutto le parti mobili, si devono eventualmente sottoporre a manutenzione e pulizia.
- Все детали, особенно подвижные, требуют ухода и чистки.
- 必要时应保养和清洁所有零件，尤指运动部件。

 Hinweise zum Umweltschutz / Instructions for Environmental Protection / Remarques de protection de l'environnement / Bescherming van het milieu / Notas con respecto a la protección del medio ambiente / Instruções para a proteção do meio ambiente / Indicazioni sulla tutela ambientale / Указания по охране окружающей среды / 有关环保的提示：

www.fischertechnik.de/environment



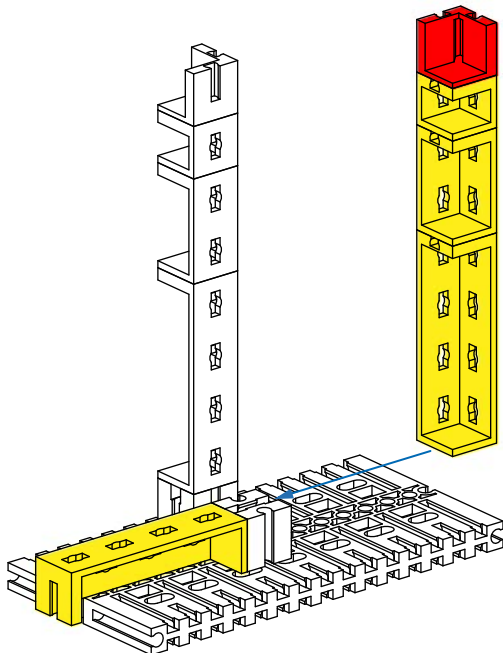
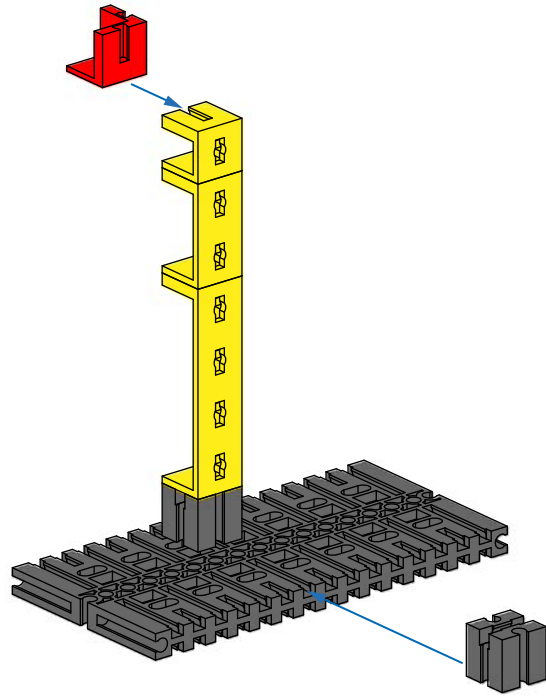
Schiebetür
Sliding door
Porte coulissante

Schuifdeur
Puerta corredera
Porta deslizante

Porta scorrevole
Раздвижная дверь
滑动门

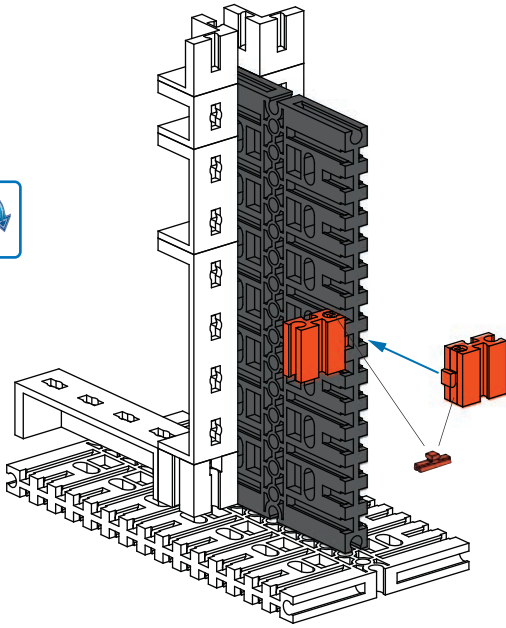
1

- 1x grey roller track
- 1x yellow 1x3 Technic beam
- 1x yellow 1x2 Technic beam
- 1x red 1x2 Technic beam
- 1x yellow 1x2 Technic beam
- 1x grey 1x2 Technic beam
- 1x grey 1x2 Technic beam



2

- 1x red 1x2 Technic beam
- 1x yellow 1x2 Technic beam
- 2x yellow 1x3 Technic beam
- 1x yellow 1x2 Technic beam

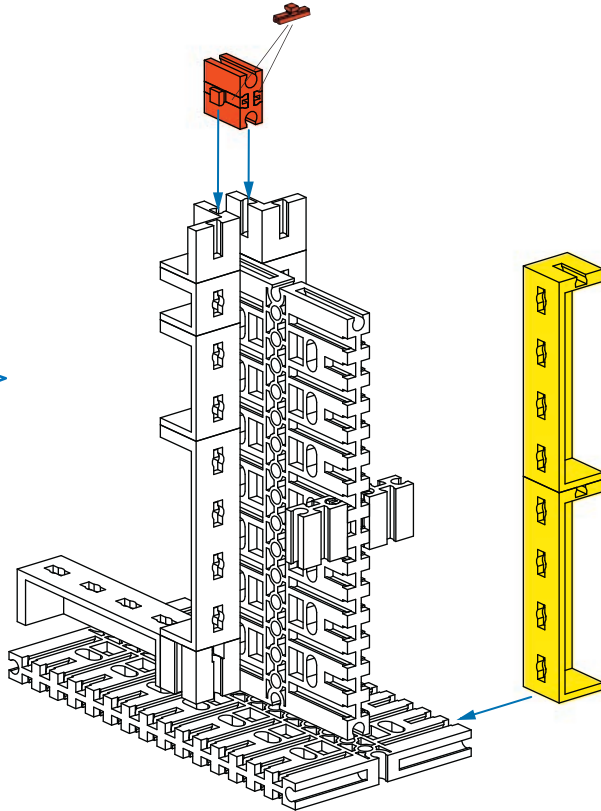


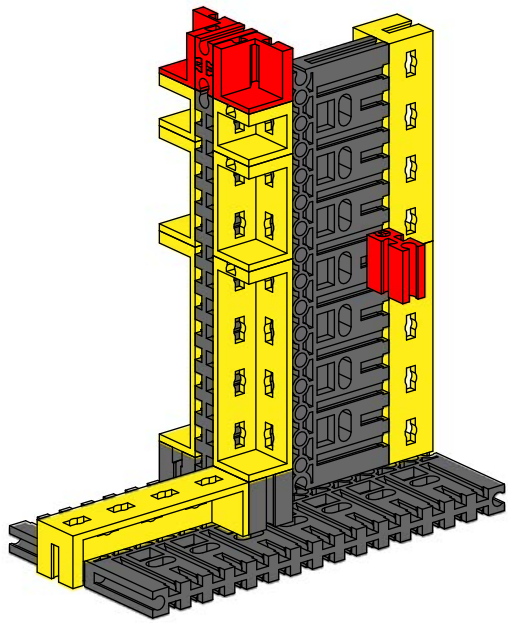
3

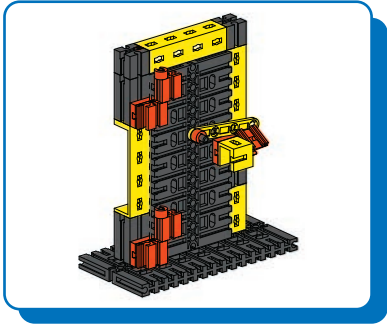
- 1 x [Grey Technic Panel]
- 2 x [Red Technic Pin]
- 2 x [Orange Technic Connector]

4

- 1 x [Red Technic Pin]
- 2 x [Yellow Technic L-Bracket]
- 2 x [Small Red Technic Pin]










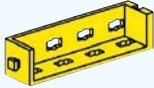

Gartentür
Garden door
Porte de jardin

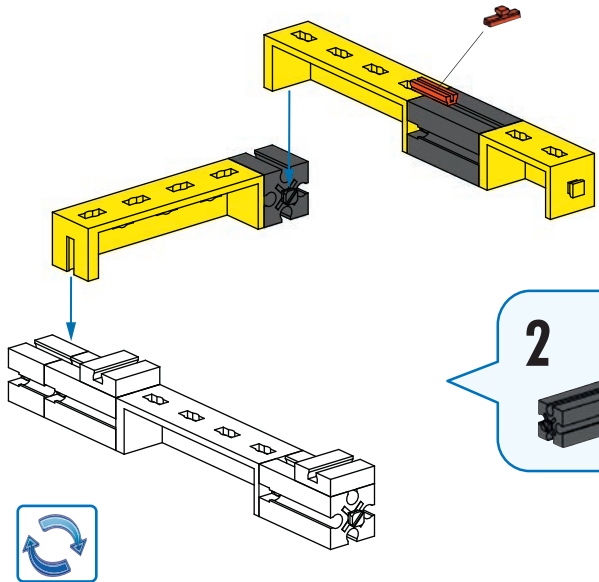
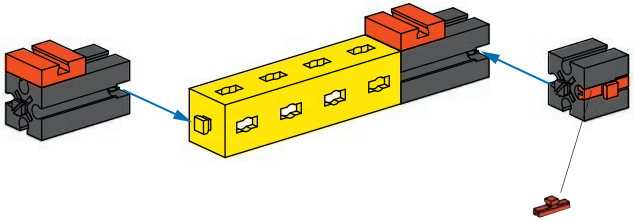
Tuindeur
Puerta del jardín
Porta do jardim

Porta del giardino
Садовая дверь
花园门



1


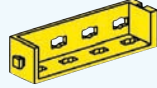

 2 x
  1 x

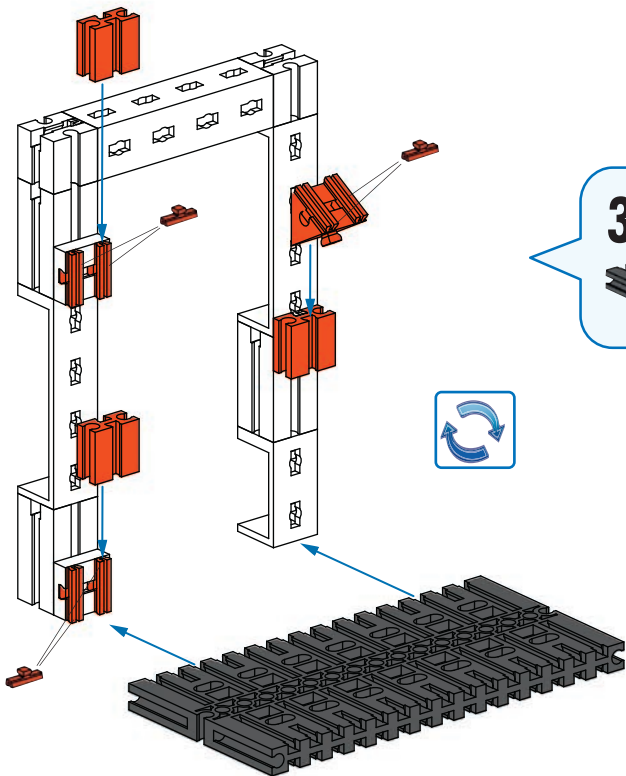
 2 x
  1 x
  1 x



2


 1 x
  1 x

 1 x
  2 x
  1 x



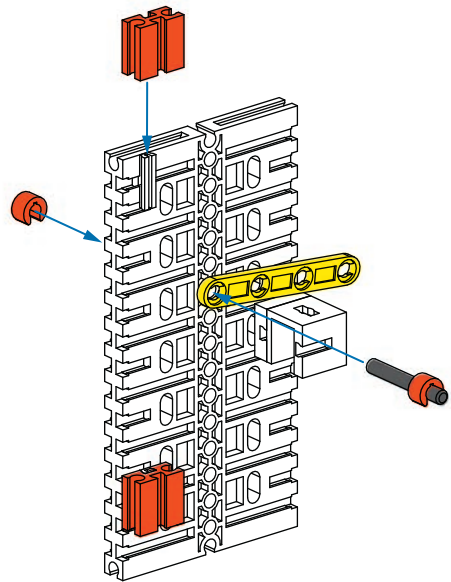
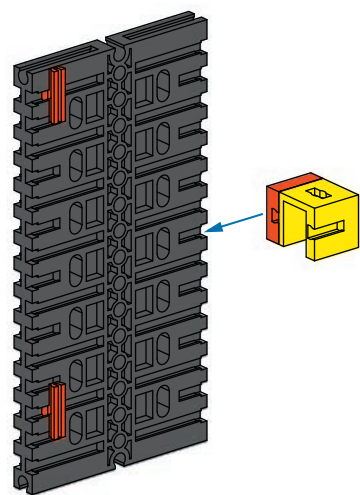
3

- 3 x [Orange 1x2 Technic Beam]
- 1 x [Grey 1x10 Technic Beam]
- 6 x [Orange 1x2 Technic Pin]
- 1 x [Orange 60° Technic Connector]



4

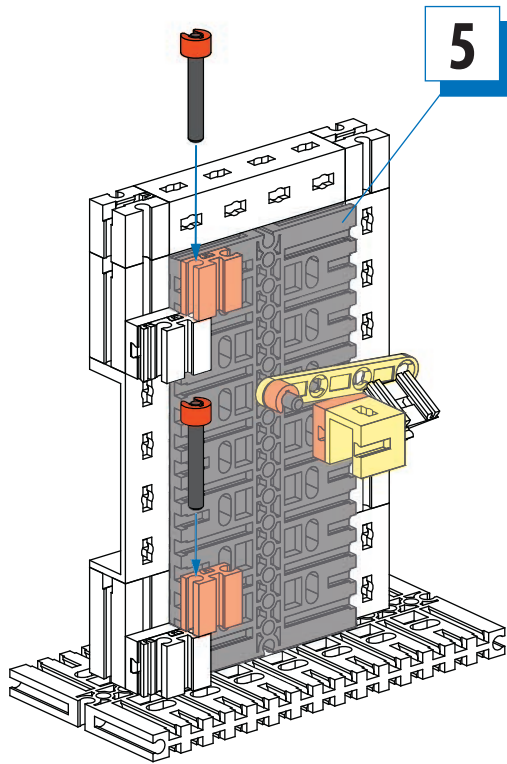
- 2 x [Orange 1x2 Technic Pin]
- 1 x [Orange 1x2 Technic Beam]
- 1 x [Grey 1x10 Technic Beam]
- 1 x [Yellow 1x2 Technic Connector]




5

- 1 x [Grey 30mm Technic Pin]
- 2 x [Orange 1x2 Technic Pin]
- 2 x [Orange 1x2 Technic Beam]
- 1 x [Yellow 45° Technic Connector]

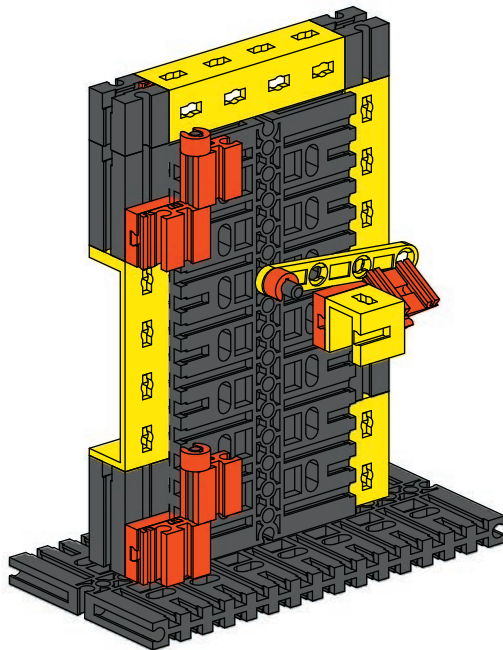
30 mm

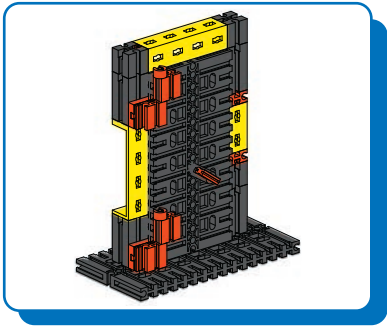


5

6 30 2 x  2 x

30 mm






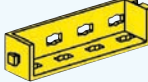



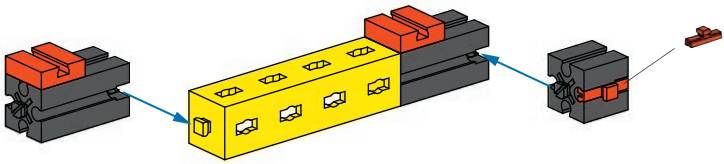
Zimmertür
Room door
Porte de chambre

Kamerdeur
Puerta de la habitación
Porta do quarto





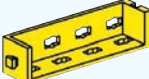

Porta della camera
Дверь в комнату
房门

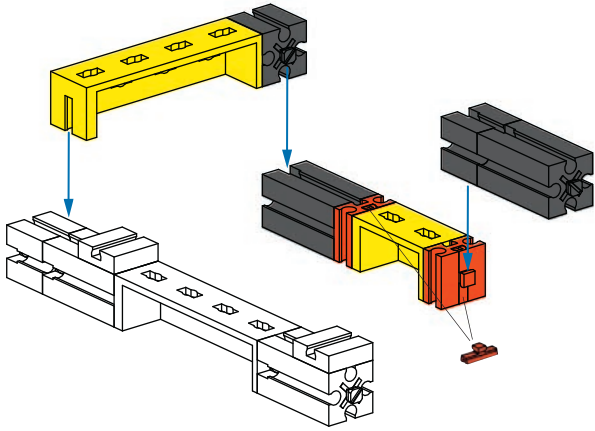
1

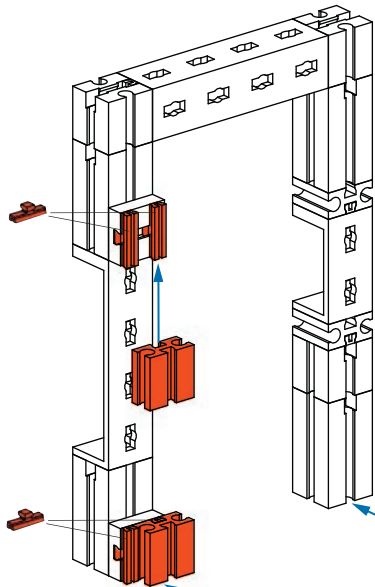
 2 x
  1 x
 2 x
 1 x
 1 x



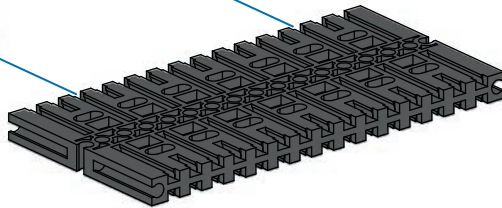

2

 1 x
 2 x
 2 x
 2 x
 1 x
 2 x

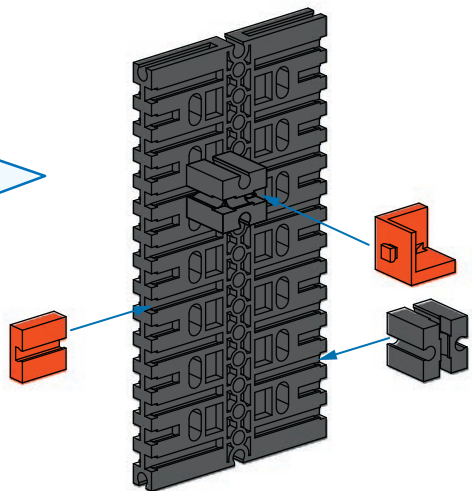



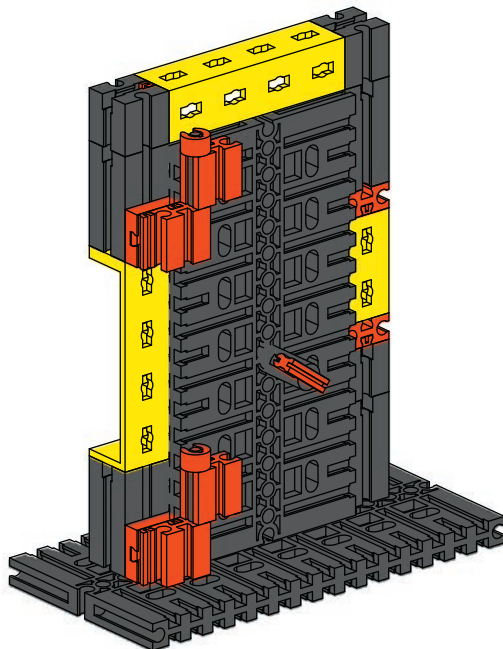
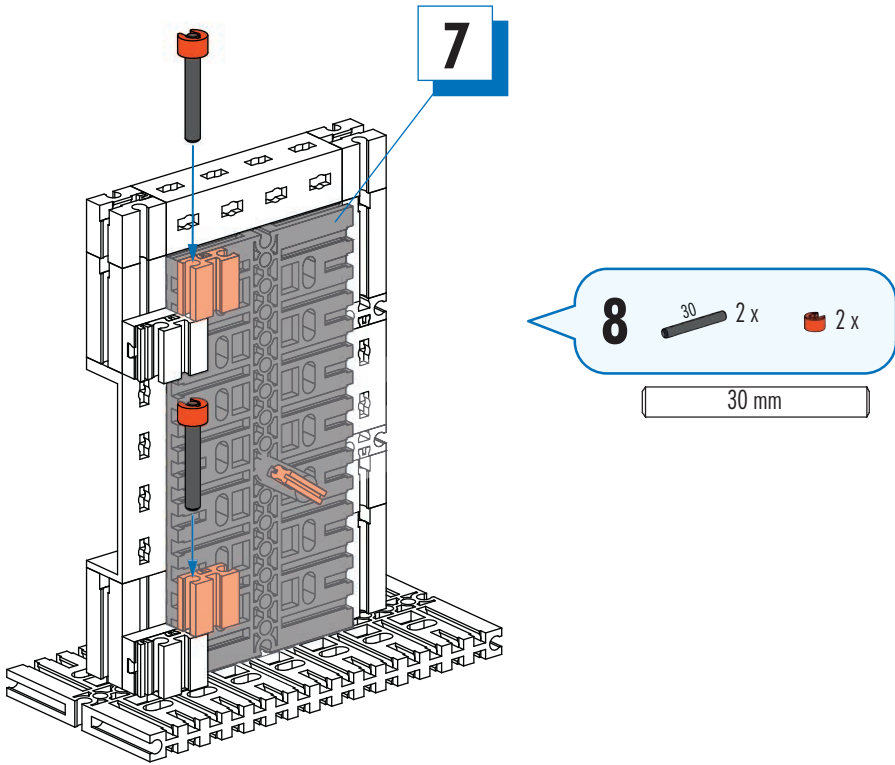


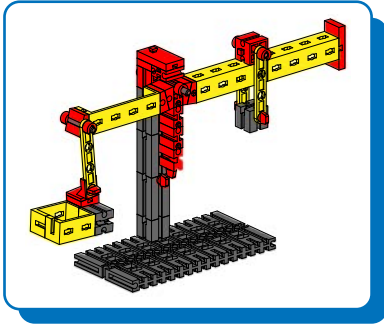
3



4







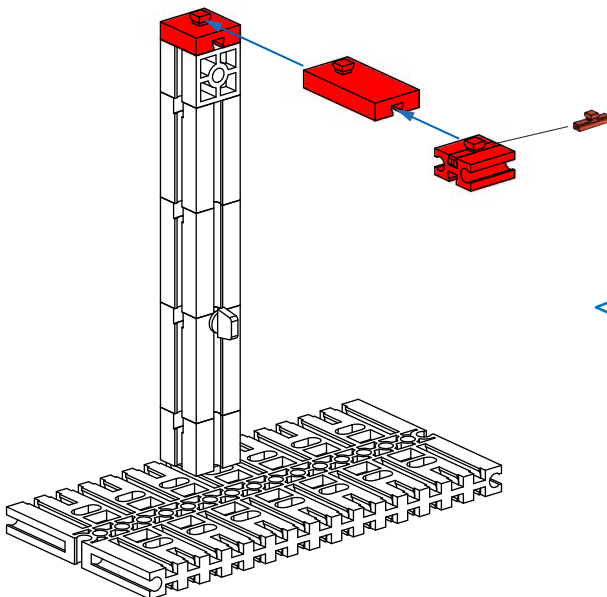
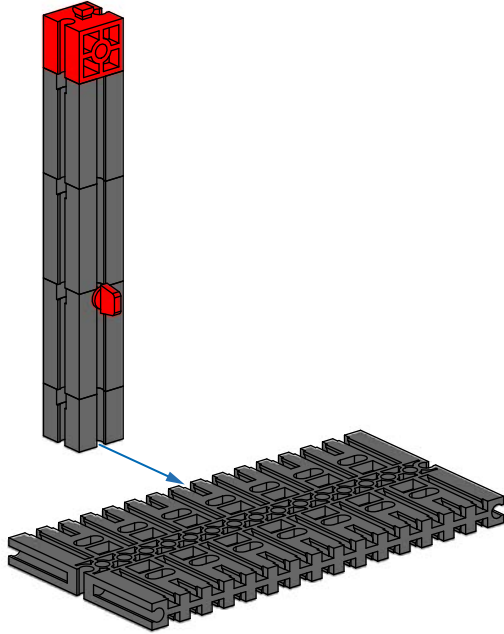
Schiebewaage
Sliding trolley
Pont coulissant

Schuifvloer
Suelo deslizante
Piso deslizante

Pavimento scorrevole
Раздвижной пол
滑动手推车

1

1x 3x 1x
1x 1x

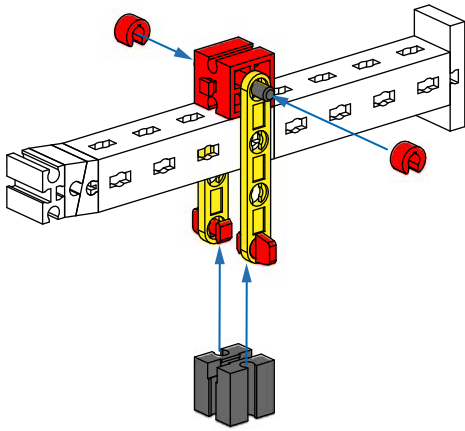
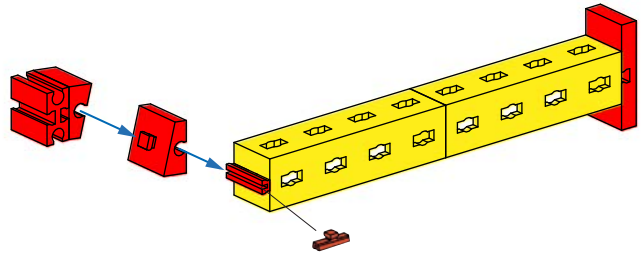


2

1x 1x
1x 1x

3

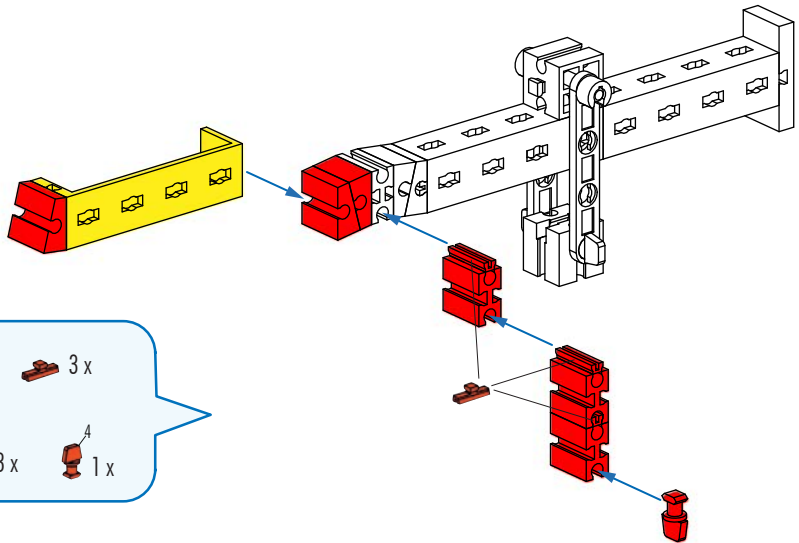
- 1 x (red 1x3 Technic Pin)
- 1 x (red 1x3 Technic Pin)
- 2 x (yellow 1x7 Technic Beam)
- 1 x (red 1x3 Technic Pin)
- 2 x (red 1x3 Technic Pin)



4

- 1 x (grey 1x3 Technic Pin)
- 1 x (grey 30mm Technic Axle)
- 2 x (red 1x3 Technic Pin)
- 2 x (yellow 1x7 Technic Beam)
- 1 x (red 1x3 Technic Pin)
- 2 x (red 1x3 Technic Pin)

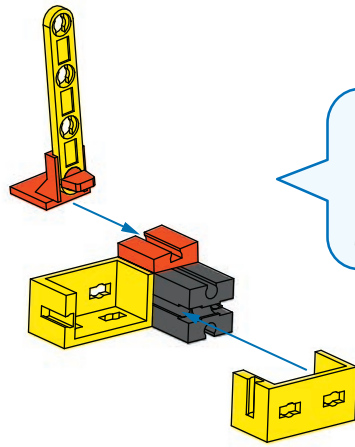
30 mm



5


- 1 x (yellow 1x7 Technic Beam)
- 3 x (red 1x3 Technic Pin)
- 3 x (red 1x3 Technic Pin)
- 3 x (red 1x3 Technic Pin)
- 1 x (red 1x3 Technic Pin)





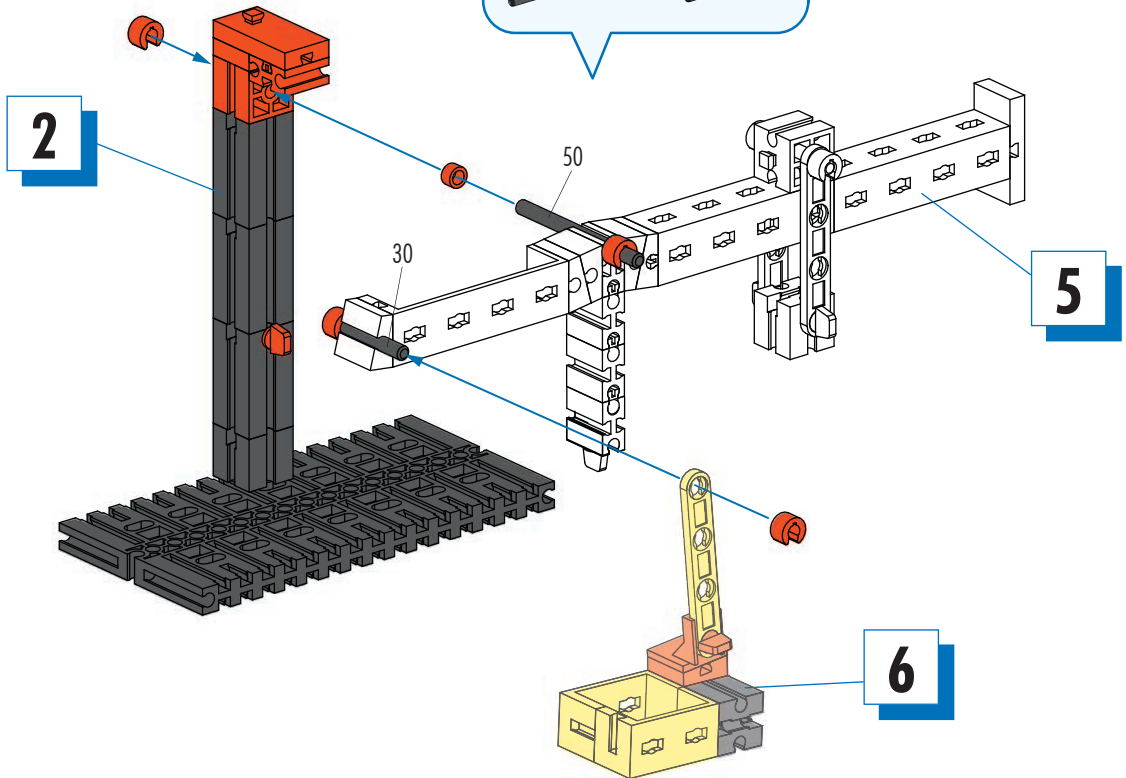
6

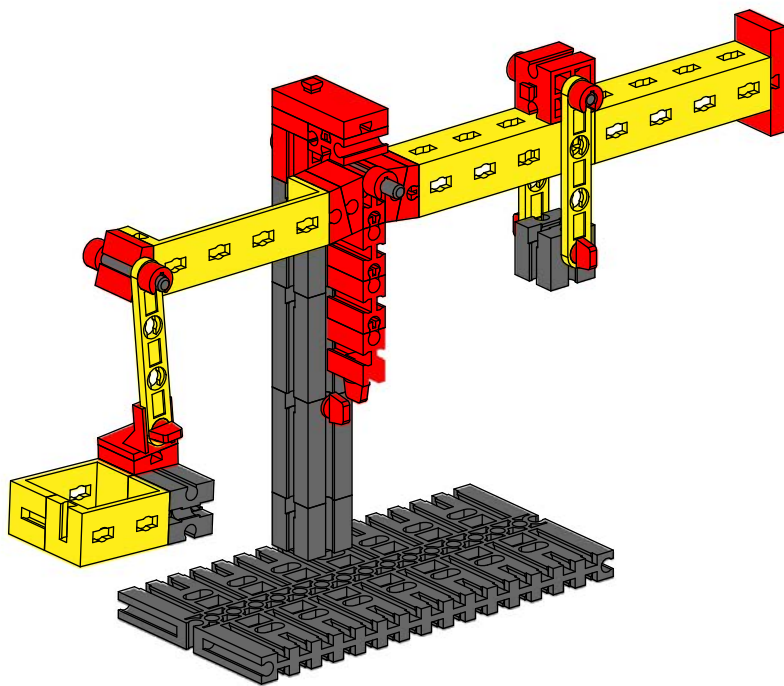
- 4 (red pin) 1x
- 7.5° (red Technic brick) 1x
- 45 (yellow Technic brick) 1x
- 7.5° (red Technic brick) 1x
- Yellow Technic brick 2x
- Grey Technic brick 1x

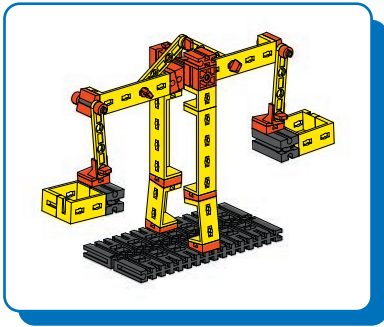


7

- Red pin 4x
- Red pin 1x
- 50 (black Technic axle) 1x
- 30 (black Technic axle) 1x



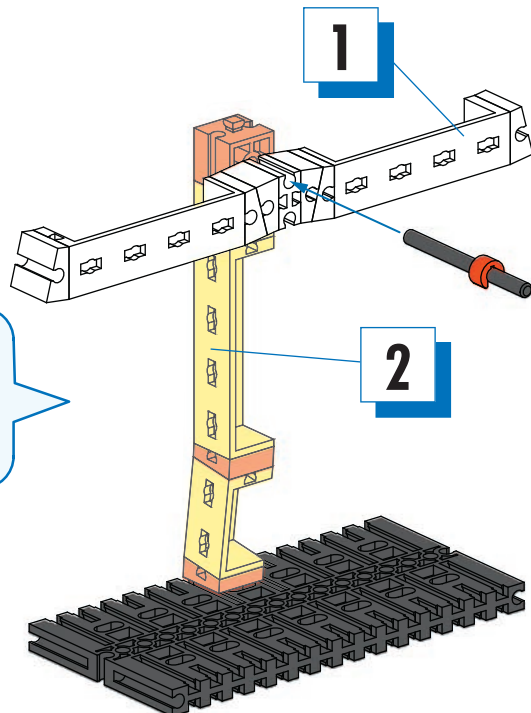
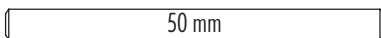
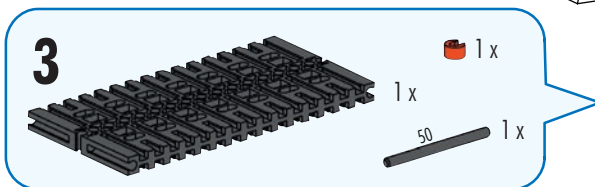
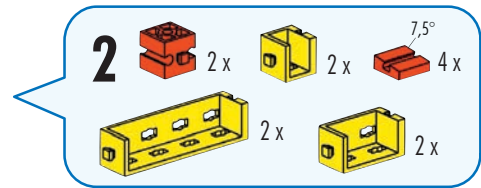
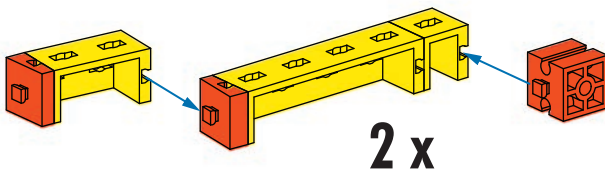
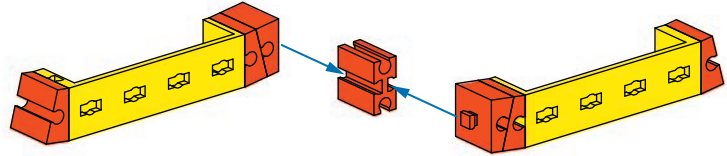
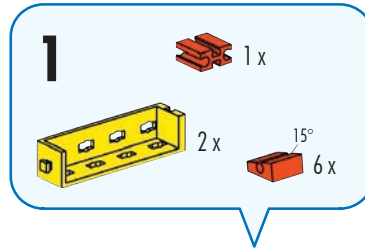







Balkenwaage
Beam scale
Balance à poutre

Balansweegschaal
Escala de la viga
Escala de feixe


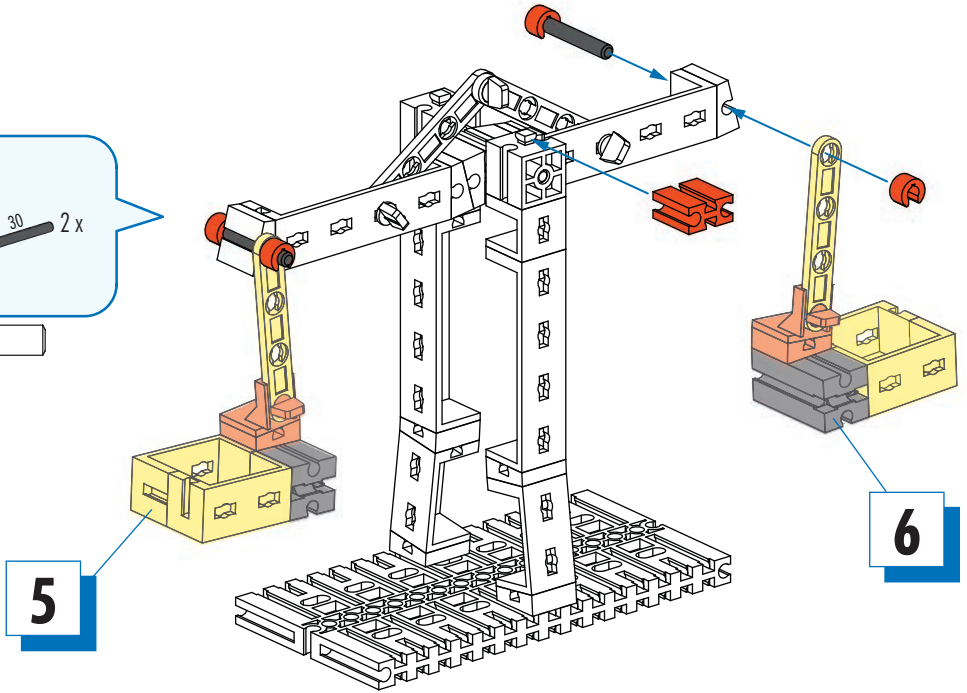
Scala della bilancia
Балочная шкала
光束比例



7

- 4 x 
- 1 x 
- 2 x 

30 mm





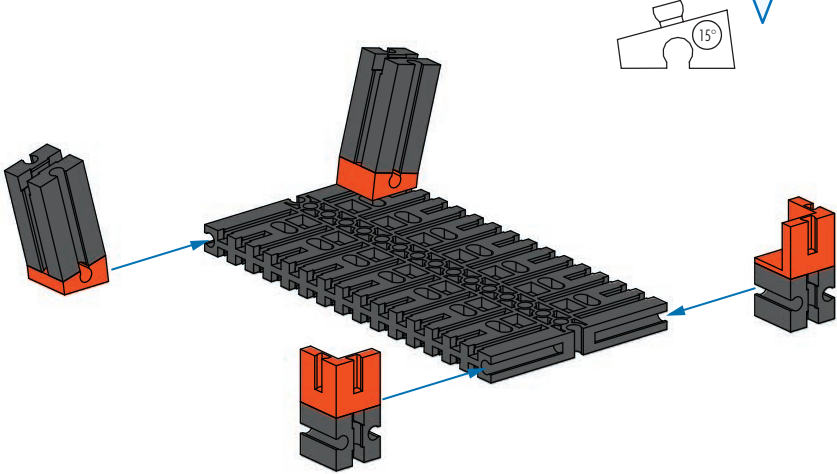
Kran
Crane
Grue

Kraan
Grúa
Guindaste

Gru
Кран
起重机

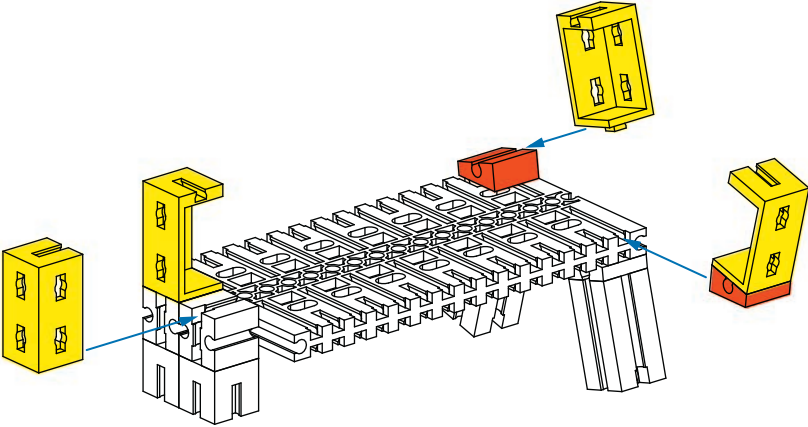
1

1 x
2 x
2 x
2 x
15°
2 x



2

4 x
15°
2 x
15°



3

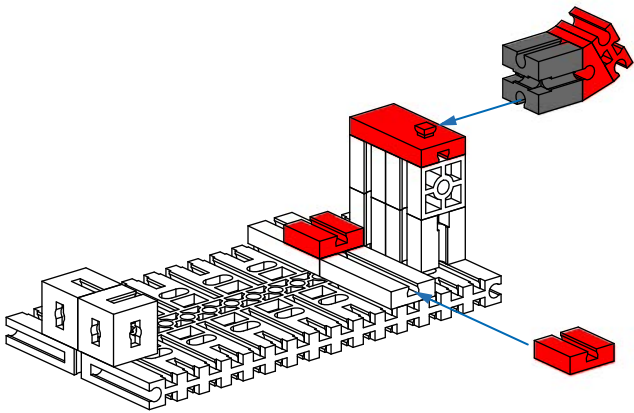
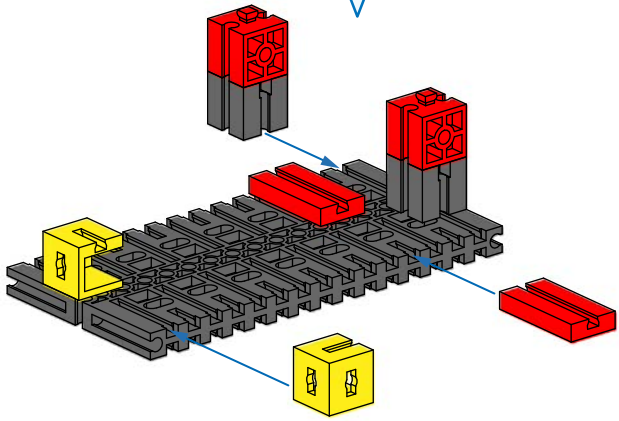
1x

2x

2x

2x

2x



4

1x

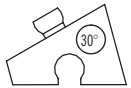
1x

1x

2x

30°

1x



5

2x

1x

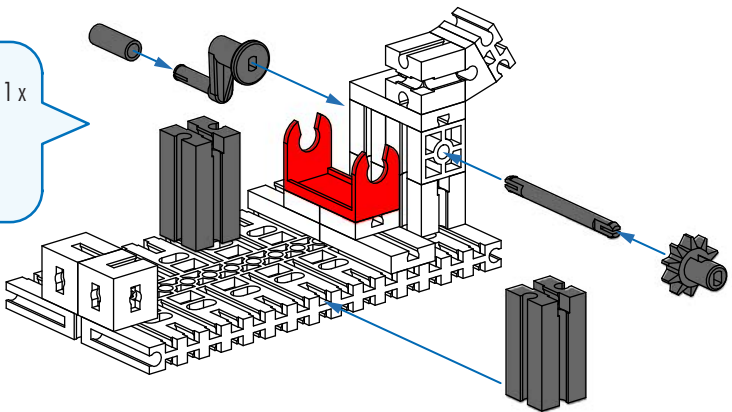

1x

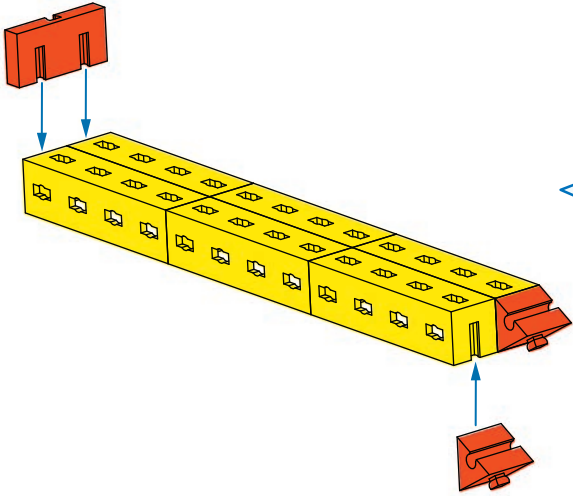
45

1x

1x

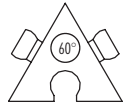
1x





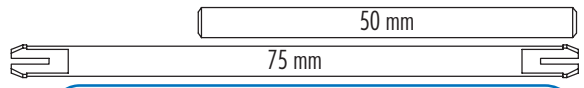
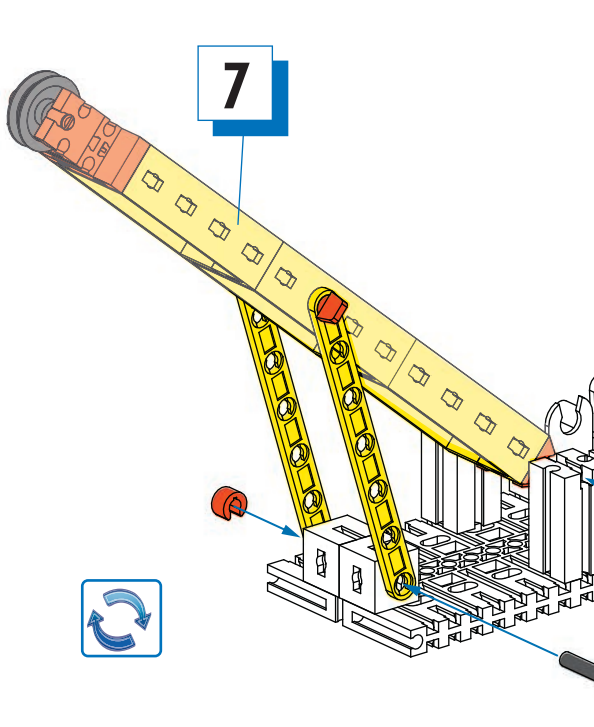
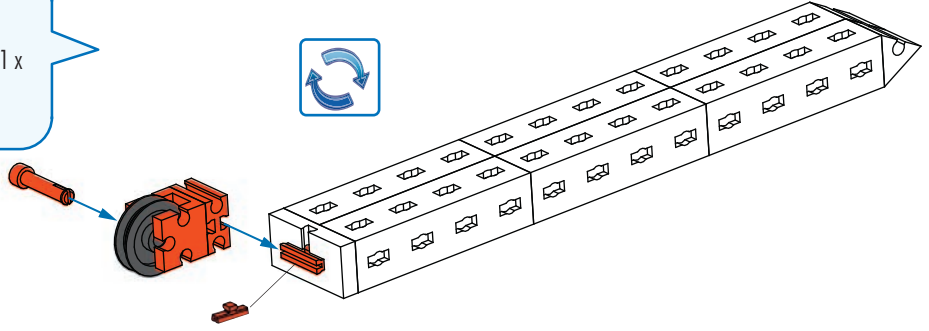
6

- 6 x Yellow Technic Beam 1x5
- 2 x Red Technic Connector 60°
- 1 x Red Technic Connector



7

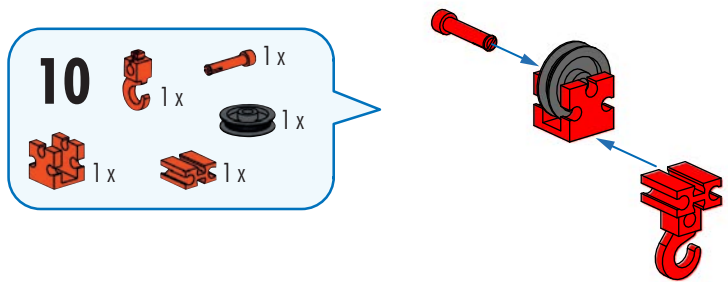
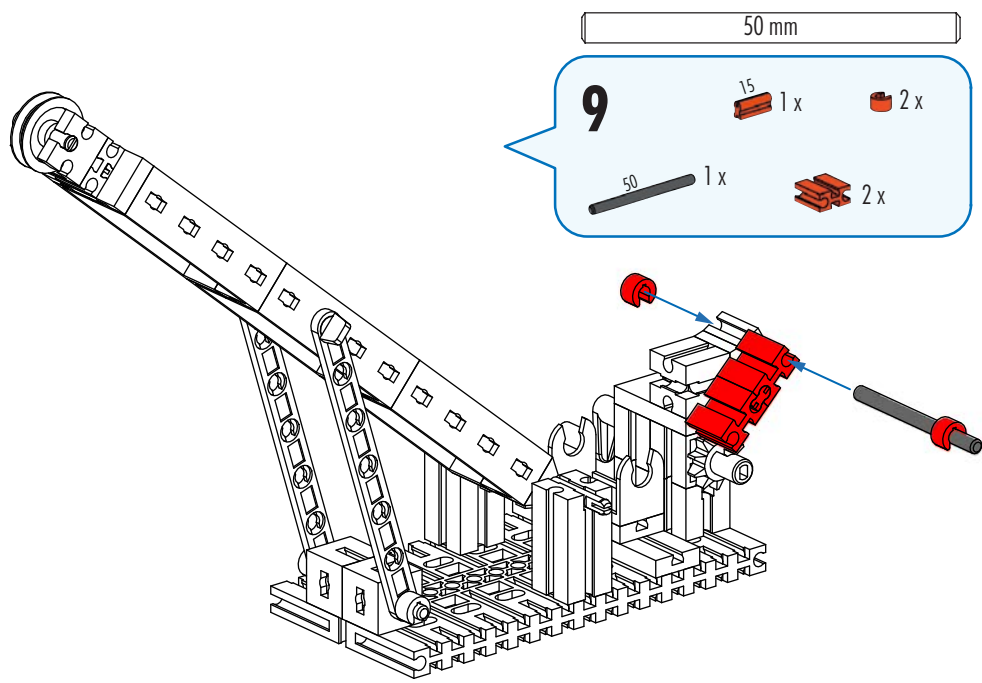
- 1 x Red Technic Pin
- 1 x Red Technic Connector
- 1 x Red Technic Connector
- 1 x Black Technic Wheel
- 1 x Red Technic Connector





8

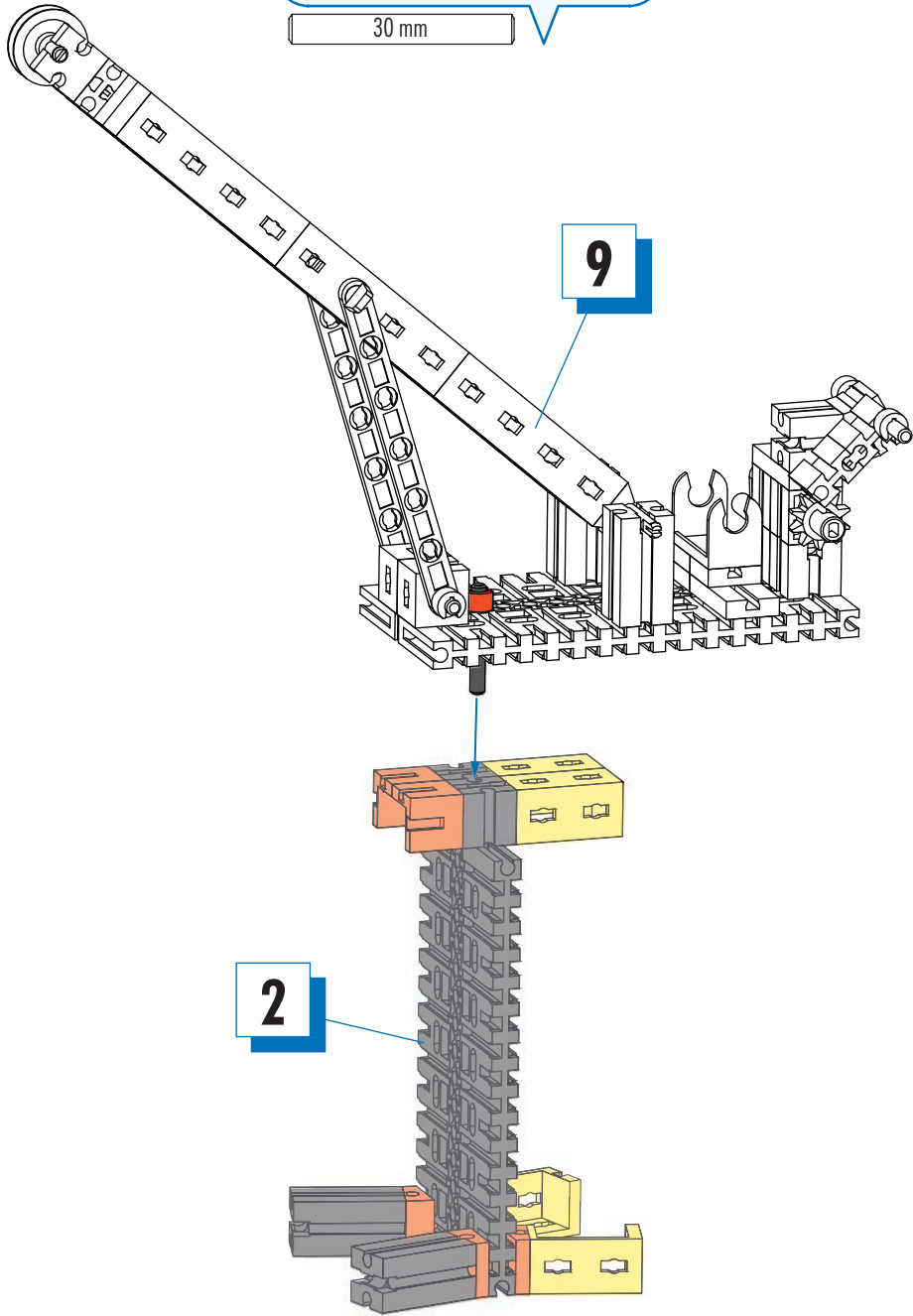
- 2 x Red Technic Pin
- 2 x Black Technic Axle 90
- 1 x Black Technic Axle 50
- 1 x Black Technic Axle 75
- 2 x Red Technic Connector





11  1 x  1 x

30 mm

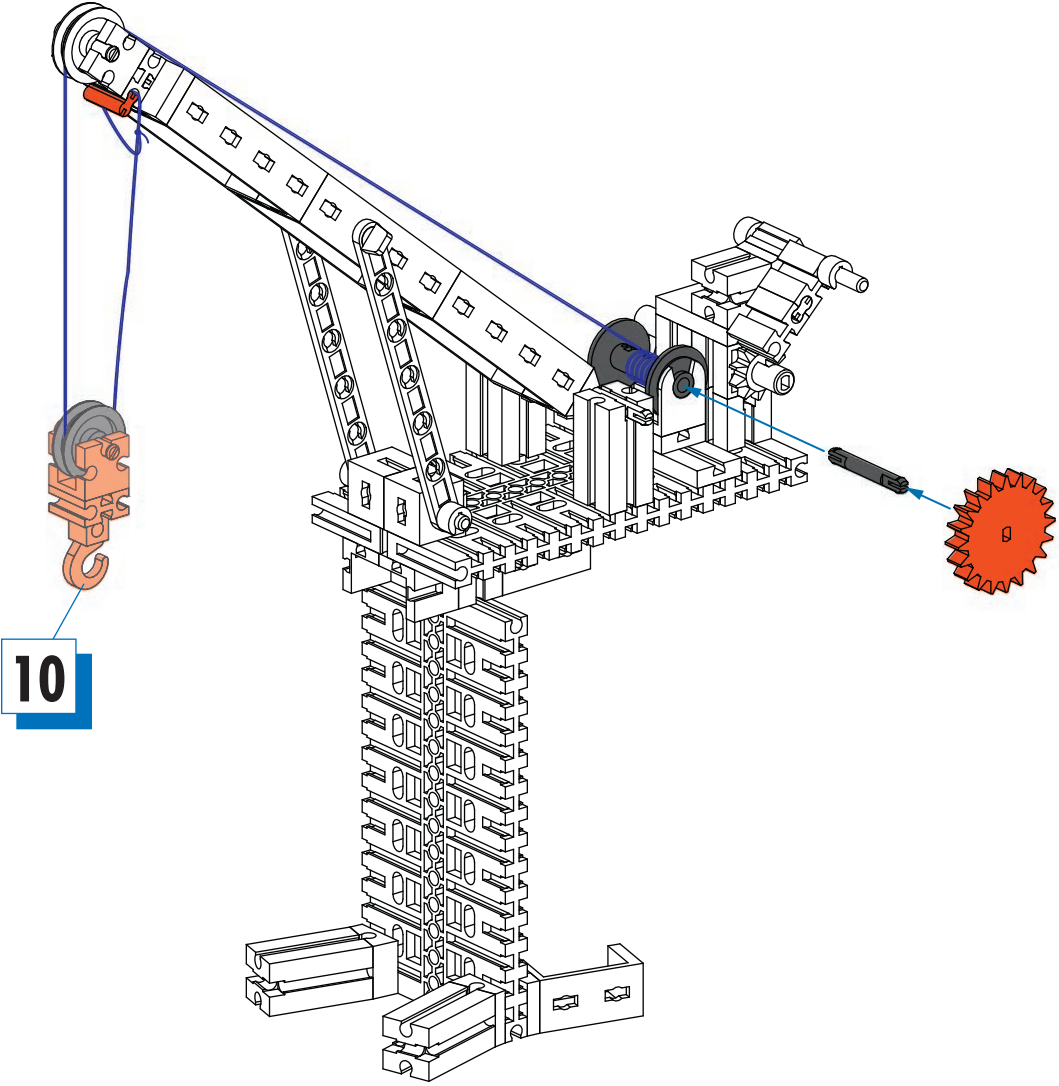


12

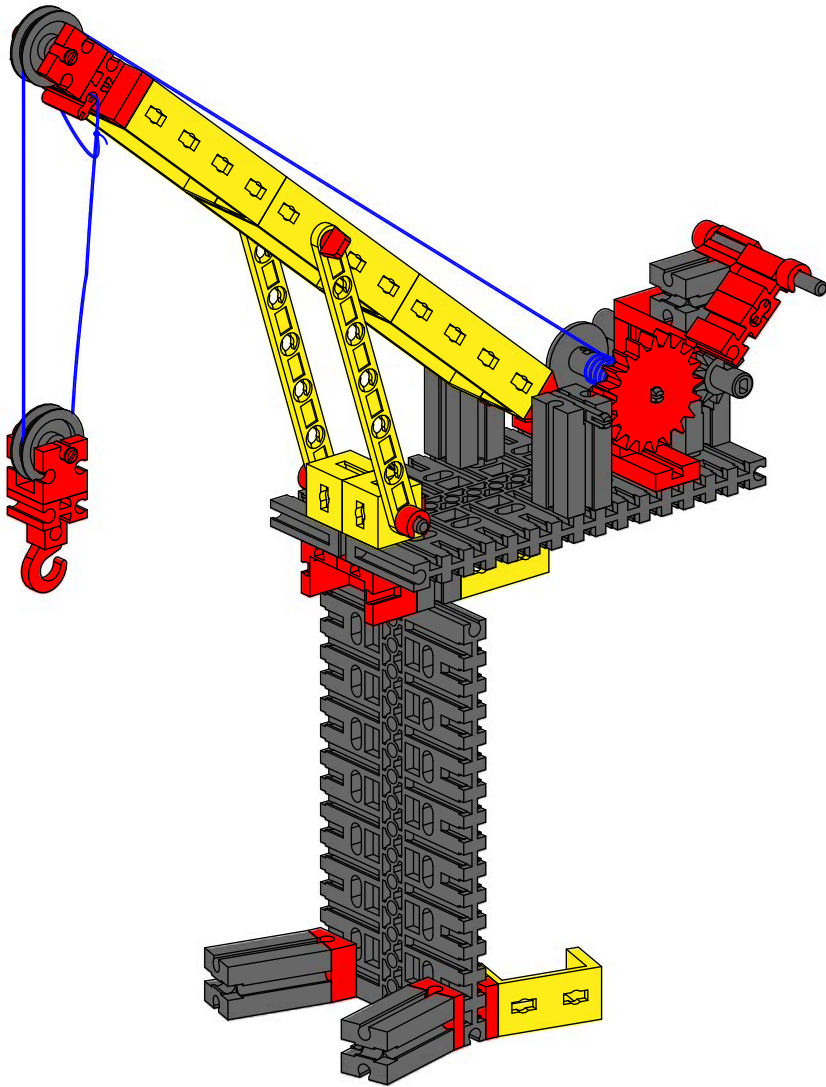
∞ 1x 15 1x 30 1x

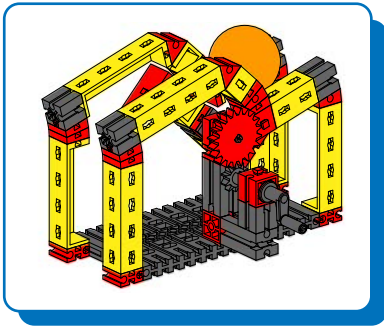
1x 1x 1x

30 mm



10

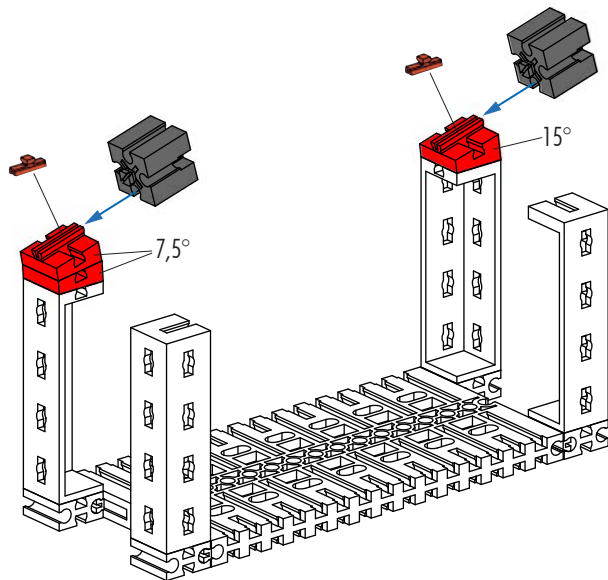
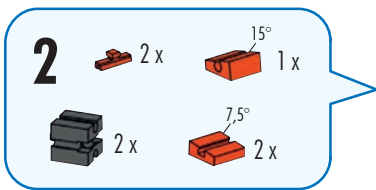
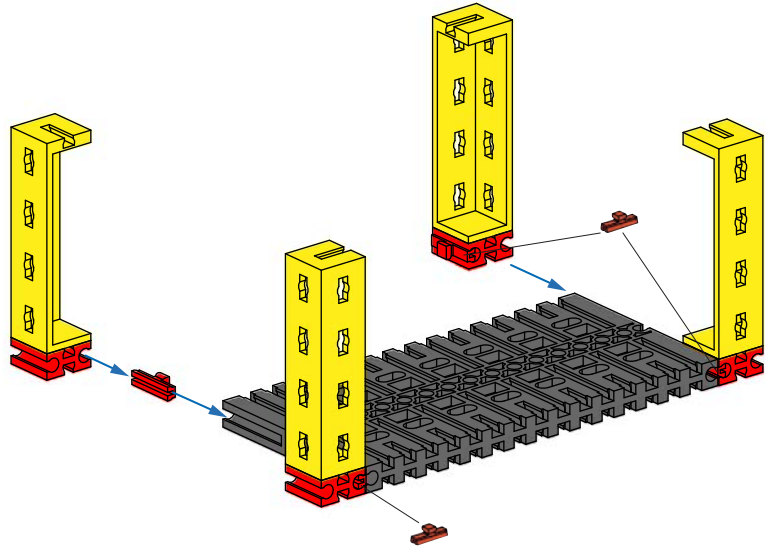
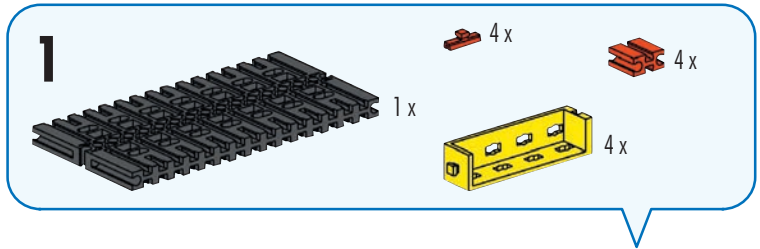




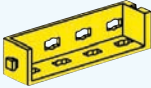






Ballweitergabe 1
Ball forwarding 1
Transmission du ballon 1

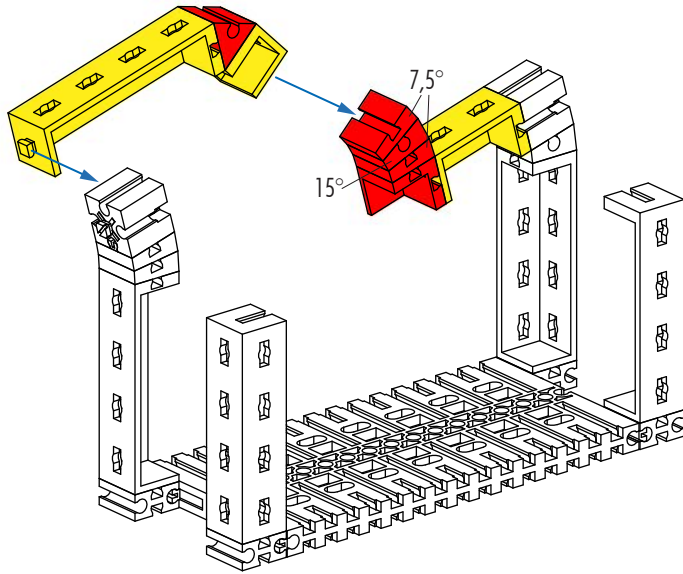
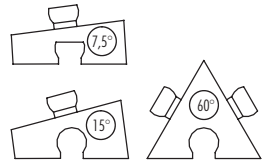
Ballen doorgeven 1
Pase de balón 1
Passe de bola 1

Passaggio della palla 1
Передача мяча 1
传球 1




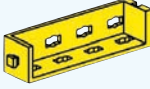




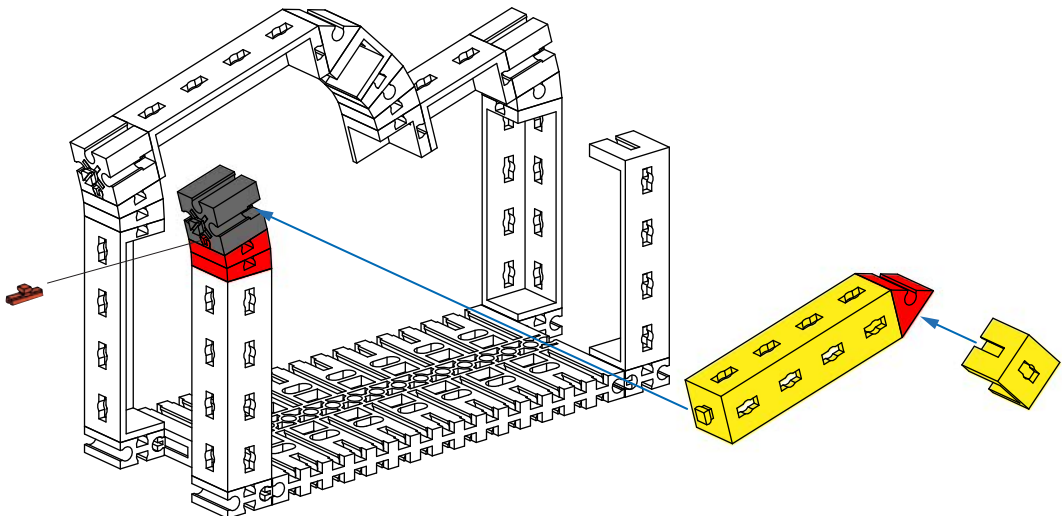
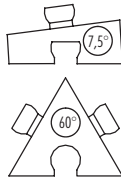
3

 1x
 1x
 1x
 1x
 2x
 1x
 1x

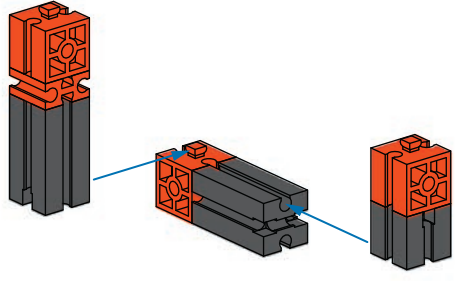
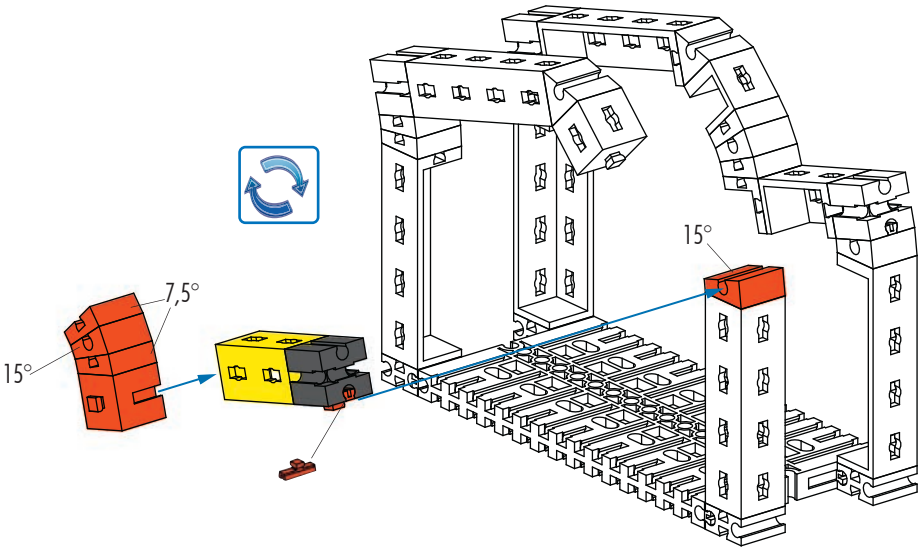



4

 1x
 1x
 1x
 1x
 2x
 1x

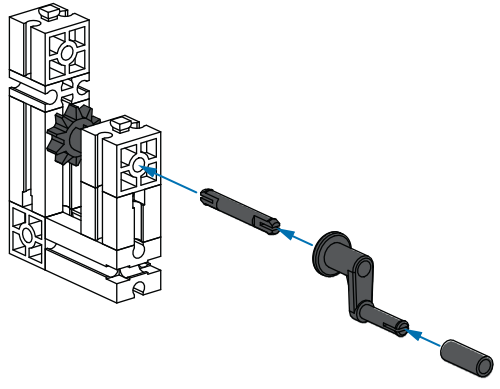


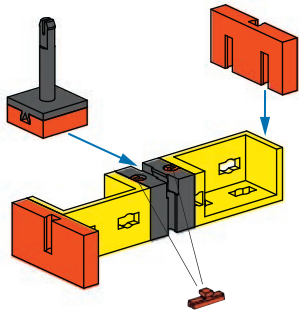
- 5**
- 1x [Black Technic Pin]
 - 1x [Red Technic Pin]
 - 2x [Red Technic Brick with 15° angle]
 - 1x [Yellow Technic Brick with 7.5° angle]
 - 1x [Red Technic Brick with 7.5° angle]
 - 2x [Red Technic Brick with 7.5° angle]



- 6**
- 1x [Black Technic Pin]
 - 1x [Red Technic Pin]
 - 2x [Black Technic Pin]
 - 3x [Red Technic Brick]

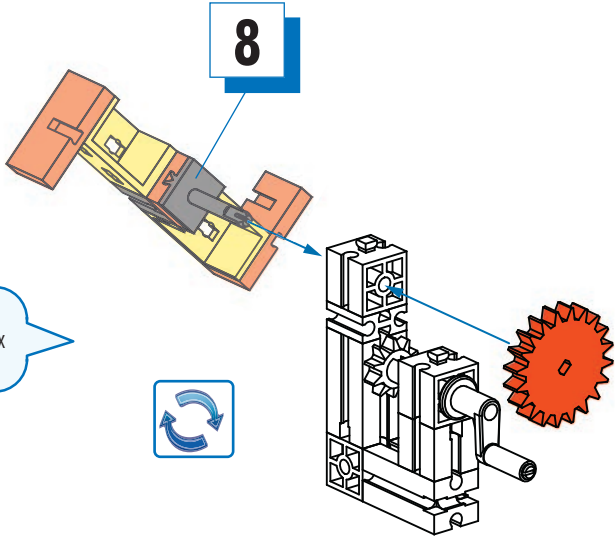
- 7**
- 1x [Black Technic Pin]
 - 1x [Black Technic Pin]
 - 1x [Black Technic Pin with 30mm length]
 - 1x [Black Technic Pin]
- 30 mm





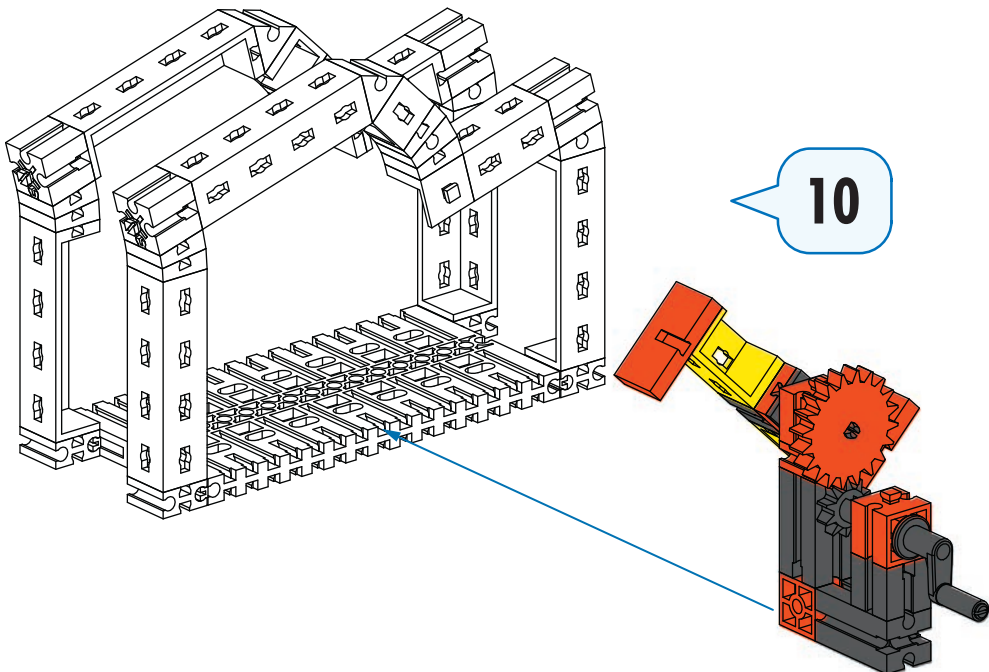
8

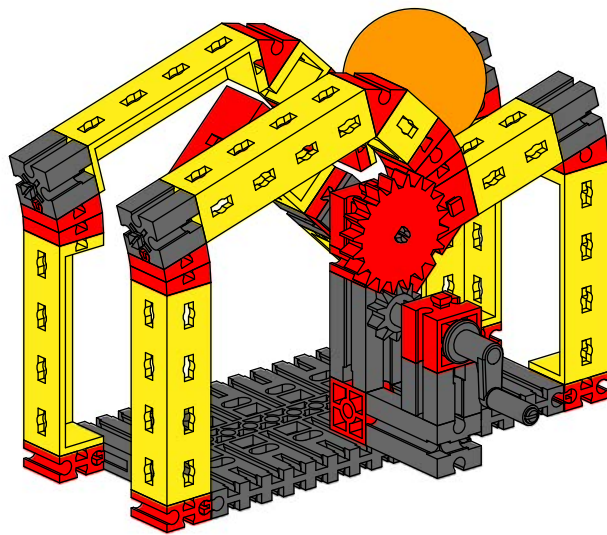
- Red Technic bush (2x)
- Red Technic bush (1x)
- Red Technic bush (2x)
- Black Technic bush (1x)
- Yellow Technic beam (2x)
- Grey Technic axle with bush (1x)

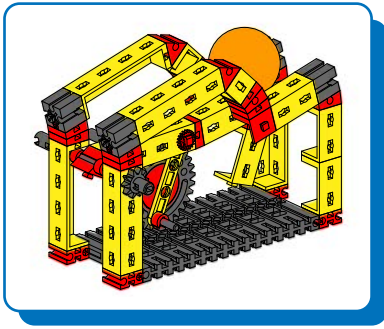


9

- Red gear (1x)







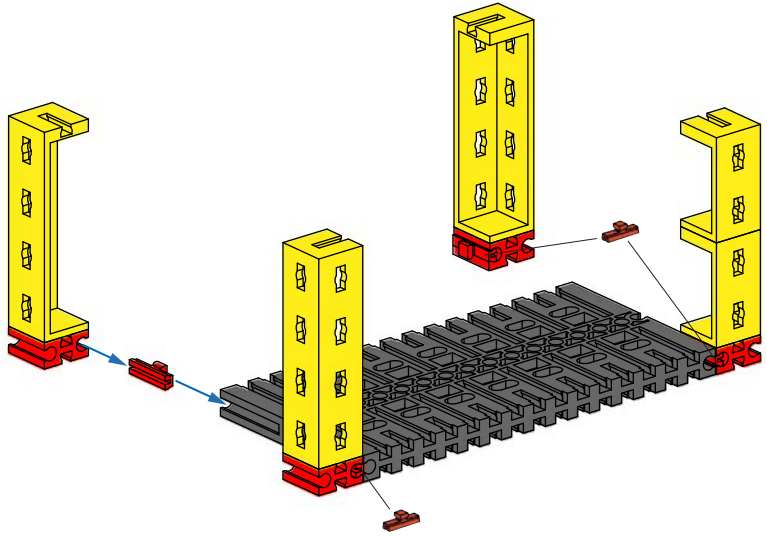
Ballweitergabe 2
 Ball forwarding 2
 Transmission du ballon 2

Ballen doorgeven 2
 Pase de balón 2
 Passe de bola 2

Passaggio della palla 2
 Передача мяча 2
 传球 2

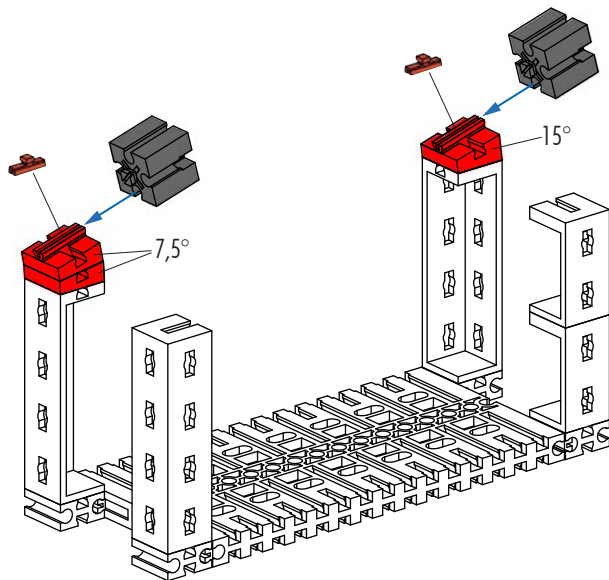
1

1 x
 2 x
 3 x
 4 x
 4 x

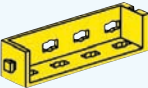




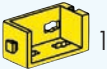



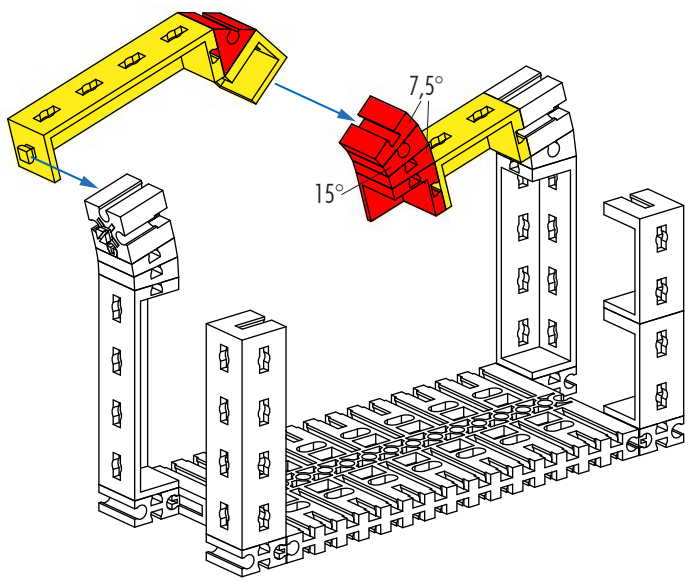

2

2 x
 1 x
 2 x
 2 x
 7.5°
 15°




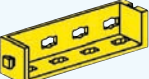




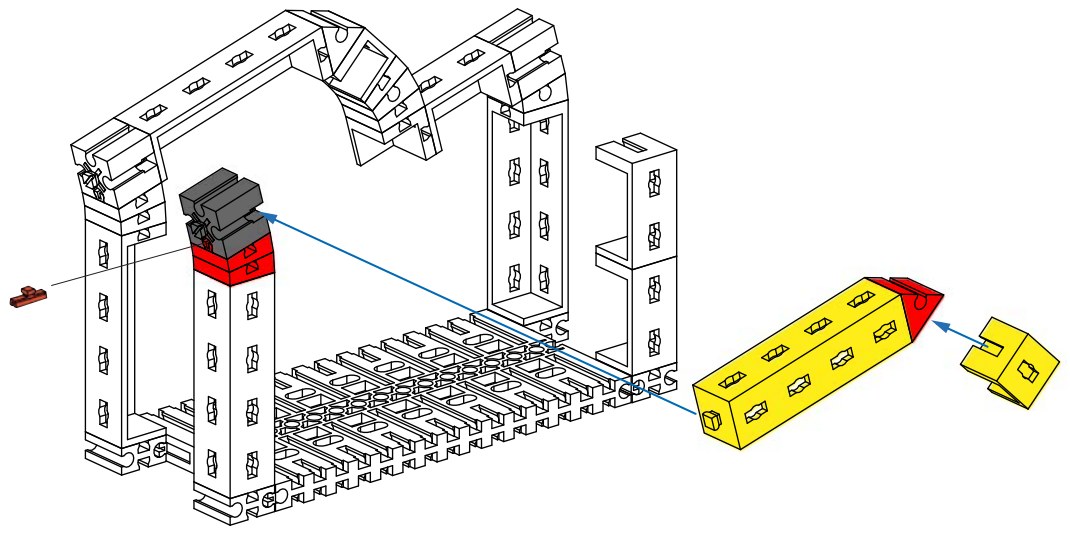
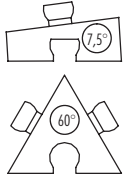
3

 1x
 1x
 1x
 1x
 2x
 1x
 1x

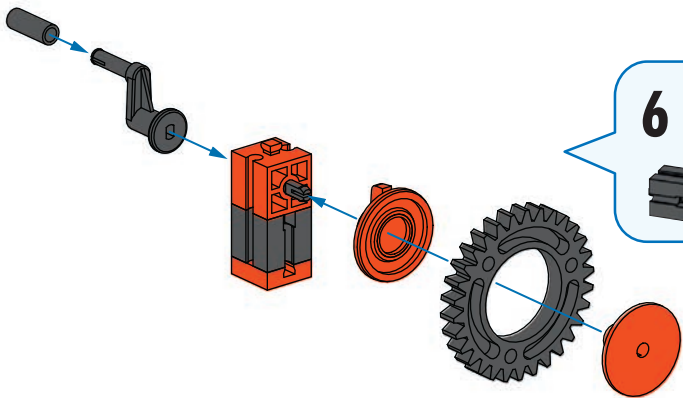
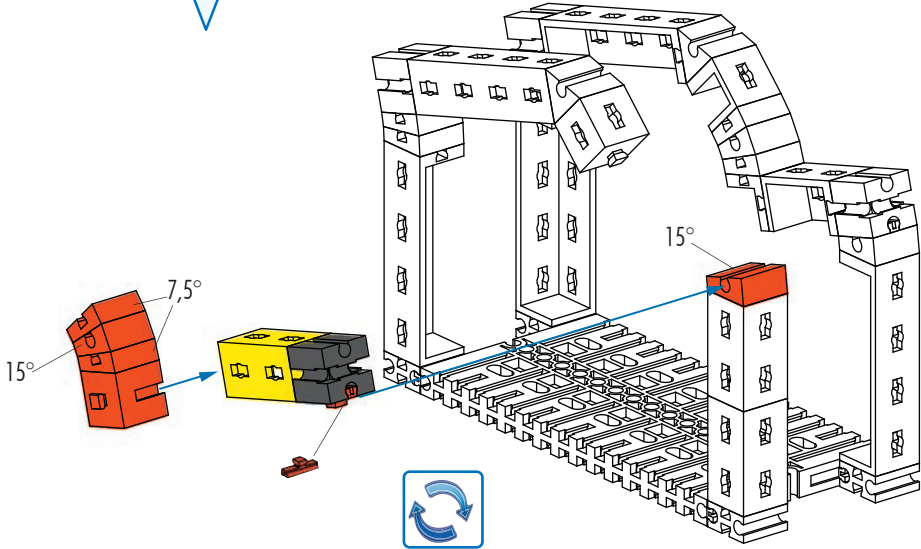
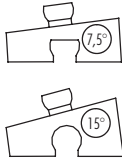


4


 1x
 1x
 1x
 1x
 2x
 1x



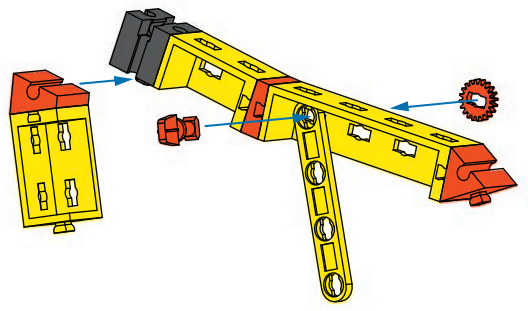
- 5**
- 1x Black 1x2 Technic Brick with Pin
 - 1x Red 1x2 Technic Brick with Pin
 - 2x Red 1x2 Technic Brick with Pin (15°)
 - 1x Yellow 1x3 Technic Beam
 - 1x Red 1x2 Technic Brick with Pin
 - 2x Red 1x2 Technic Brick with Pin (7.5°)



- 6**
- 1x Red 1x2 Technic Brick with Pin
 - 1x Red 1x2 Technic Brick with Pin
 - 1x Red 1x2 Technic Brick with Pin
 - 1x Black 1x2 Technic Brick with Pin
 - 1x Red 1x2 Technic Brick with Pin
 - 1x Red 1x2 Technic Brick with Pin
 - 1x Grey 30mm Axle
 - 1x Black Gear
 - 1x Red 1x2 Technic Brick with Pin
 - 1x Black L-shaped Connector
 - 1x Grey 1x2 Technic Pin



- 7**
- 1x Yellow 45mm Technic Beam
 - 1x Red 1x2 Technic Brick with Pin (7.5°)
 - 1x Red 1x2 Technic Brick with Pin (30°)
 - 1x Red 1x2 Technic Brick with Pin (60°)
 - 1x Black 1x2 Technic Brick with Pin
 - 1x Yellow 1x3 Technic Beam
 - 2x Yellow 1x2 Technic Beam
 - 1x Red 1x2 Technic Brick with Pin
 - 1x Red 1x2 Technic Brick with Pin
 - 1x Black 1x2 Technic Brick with Pin


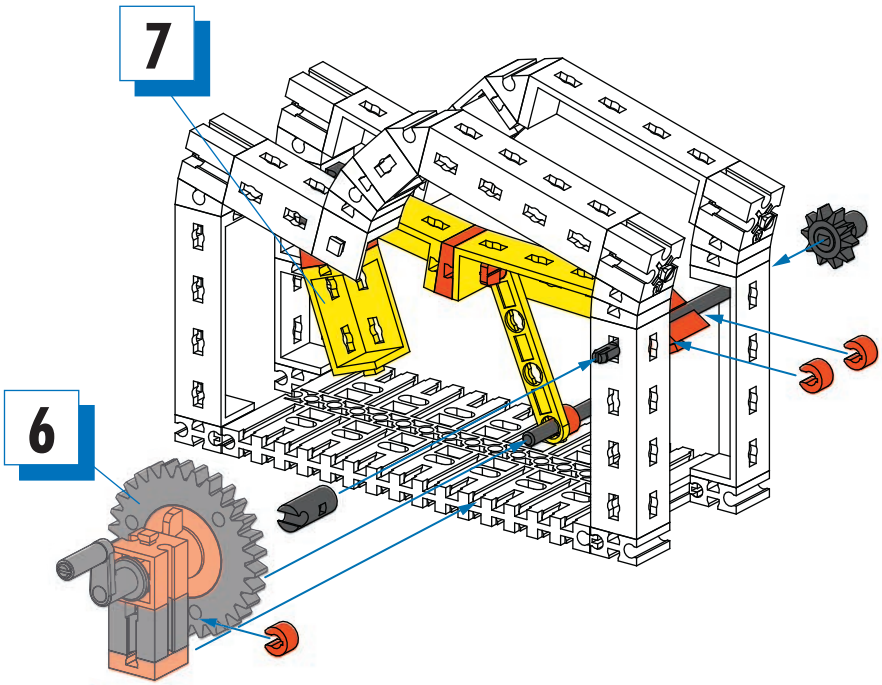


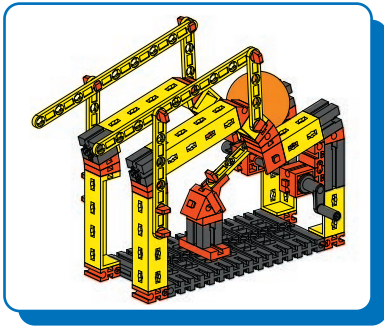
8

- 30 1x
- 1x
- 75 1x
- 1x
- 4x
- 1x

30 mm

75 mm





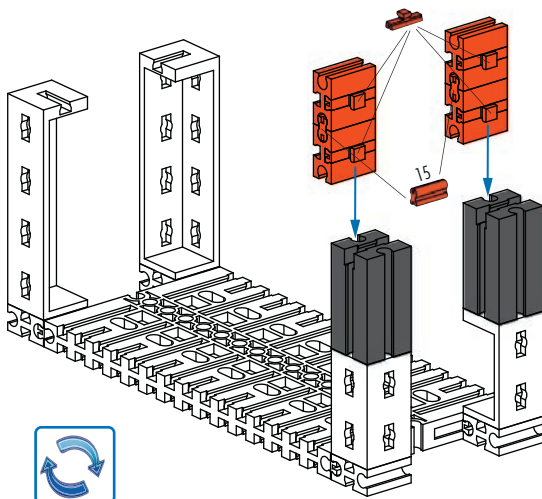
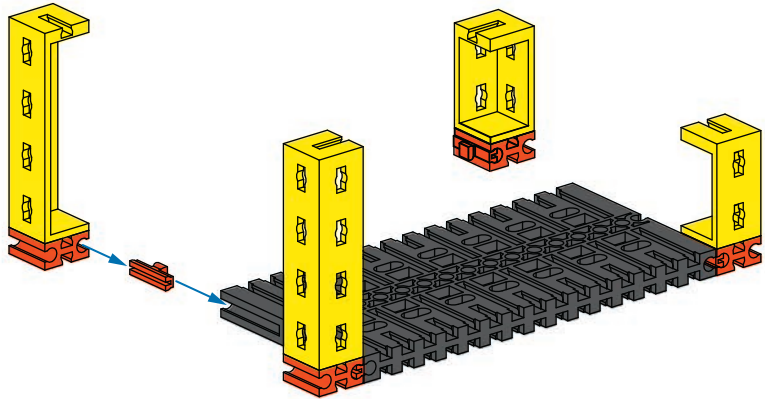
Ballweitergabe 3
 Ball forwarding 3
 Transmission du ballon 3

Ballen doorgeven 3
 Pase de balón 3
 Passe de bola 3

Passaggio della palla 3
 Передача мяча 3
 传球 3

1

1 x
 2 x
 4 x
 2 x
 4 x

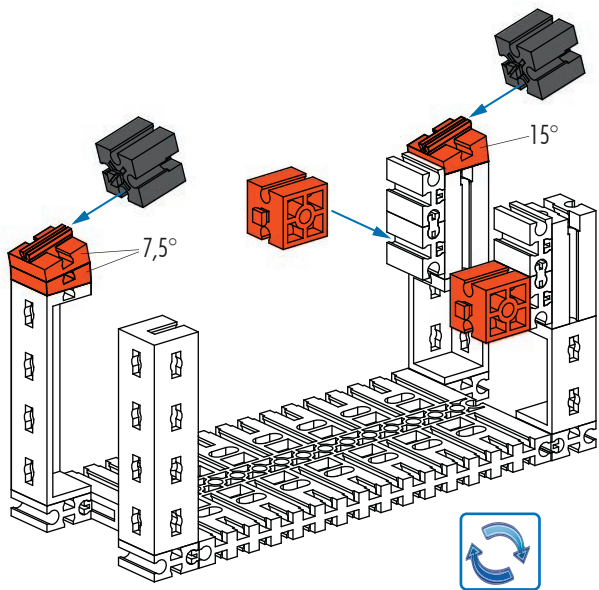
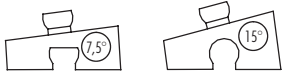


2

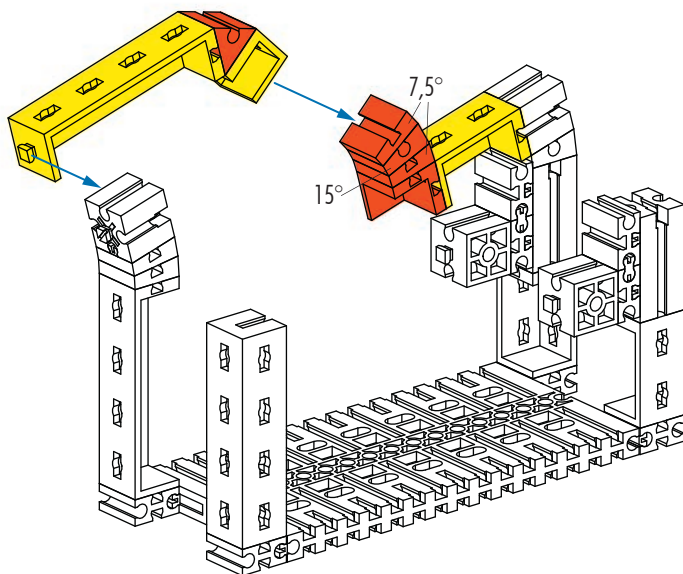
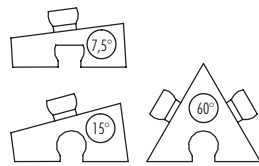
4 x
 15 2 x
 2 x
 4 x



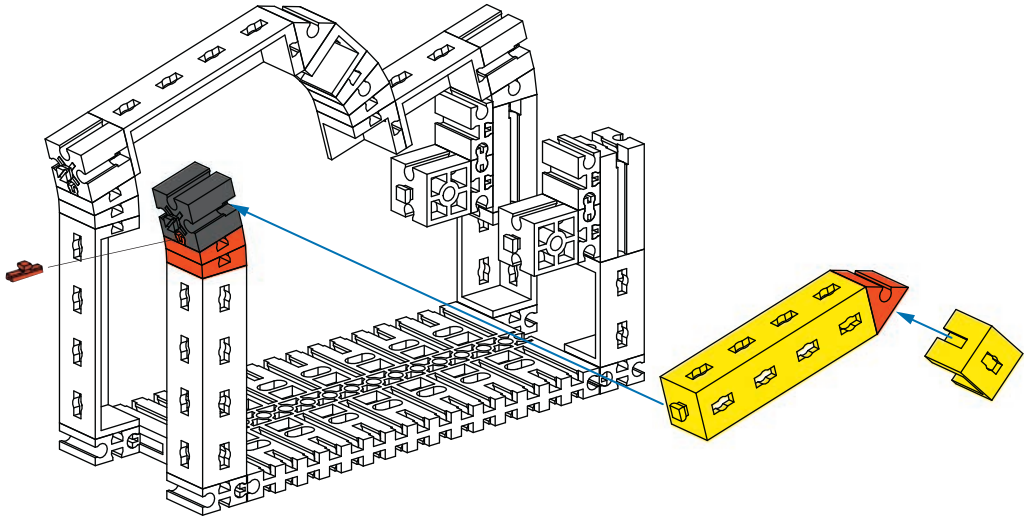
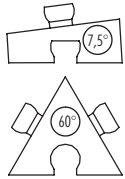
- 3**
- 2 x [Small red 1x2 Technic brick]
 - 1 x [Red 1x2 Technic brick with 15° angle]
 - 2 x [Red 1x2 Technic brick with 7,5° angle]
 - 2 x [Black 1x2 Technic brick]



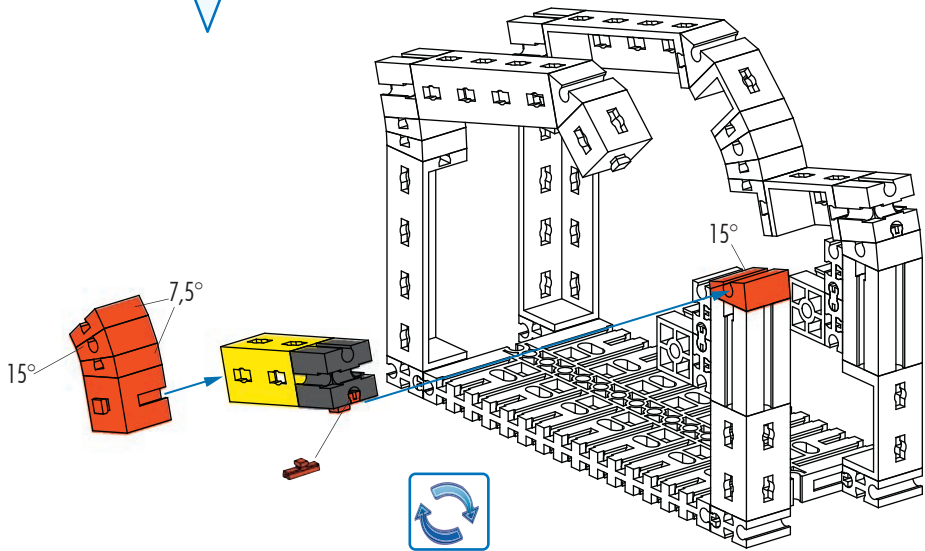

- 4**
- 1 x [Yellow 1x6 Technic Technaxx beam]
 - 1 x [Red 1x2 Technic brick with 15° angle]
 - 1 x [Red 1x2 Technic brick with 7,5° angle]
 - 1 x [Yellow 1x2 Technic Technaxx beam]
 - 1 x [Yellow 1x2 Technic Technaxx beam]
 - 2 x [Red 1x2 Technic brick with 7,5° angle]
 - 1 x [Red 1x2 Technic brick with 60° angle]

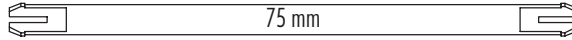
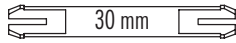


- 5**
- 1x
 - 1x
 - 1x
 - 1x
 - 2x
 - 1x



- 6**
- 1x
 - 1x
 - 2x
 - 1x
 - 1x
 - 2x





7



1 x



1 x

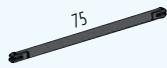


30

1 x



1 x



75

1 x



1 x

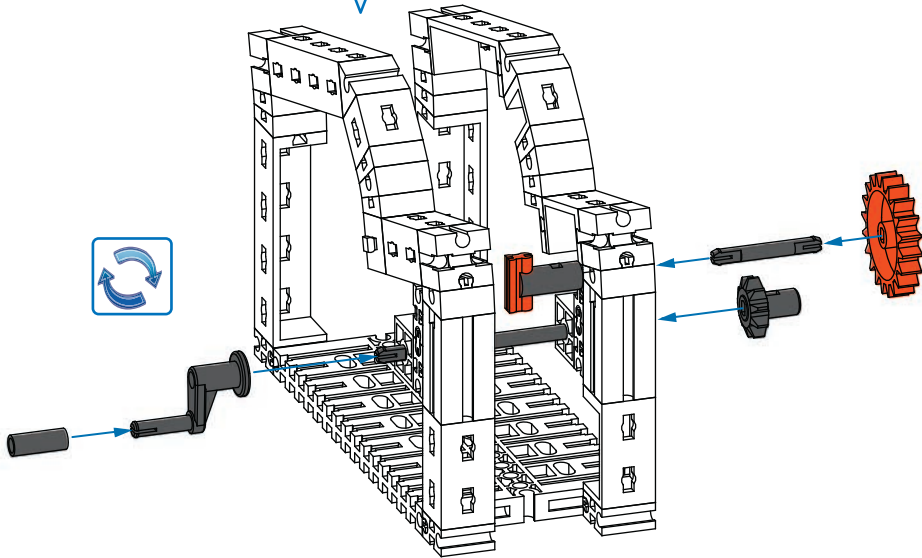


15

1 x



1 x



8



1 x

4



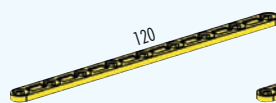
5 x



1 x



1 x



120

1 x



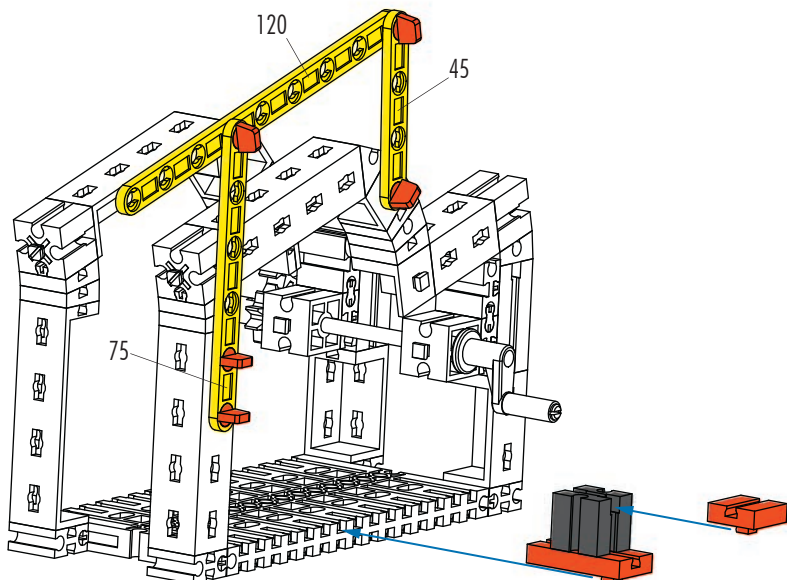
75

1 x




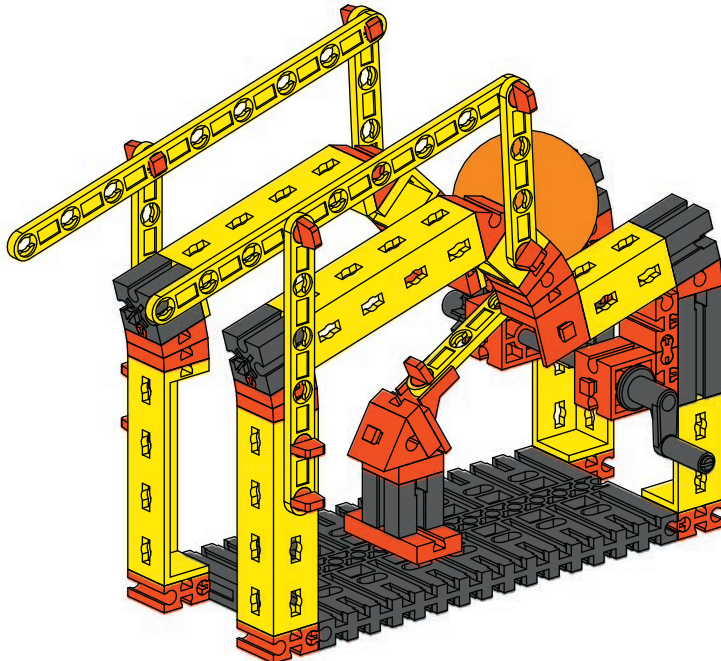
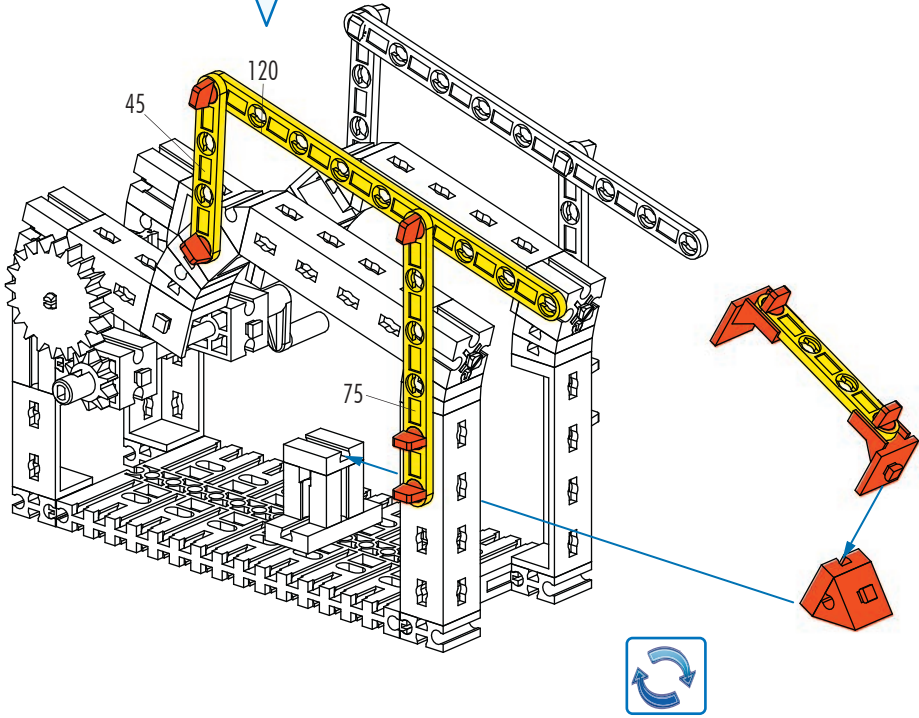
45

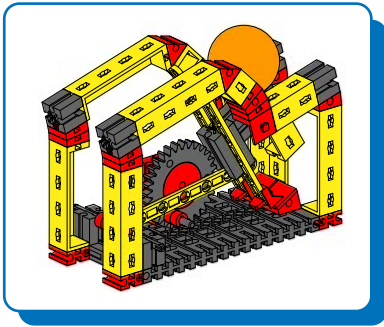
1 x



9

- 1 x
- 7 x
- 2 x
- 1 x
- 1 x
- 1 x
- 2 x

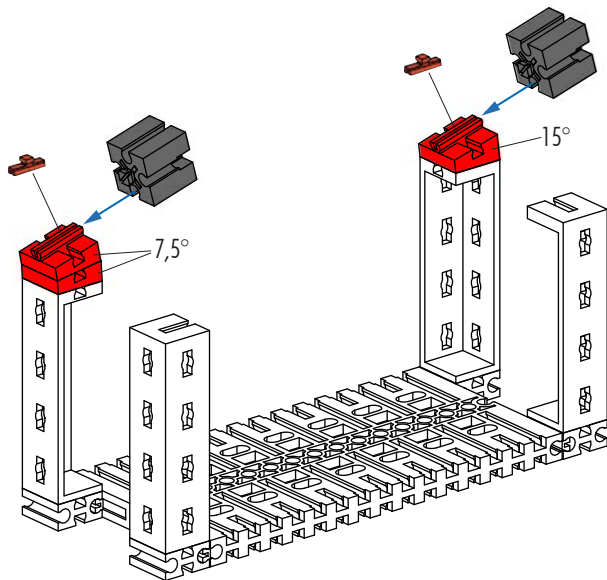
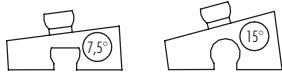
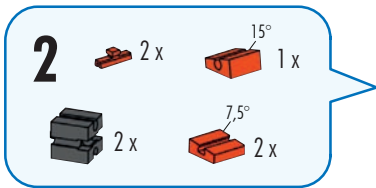
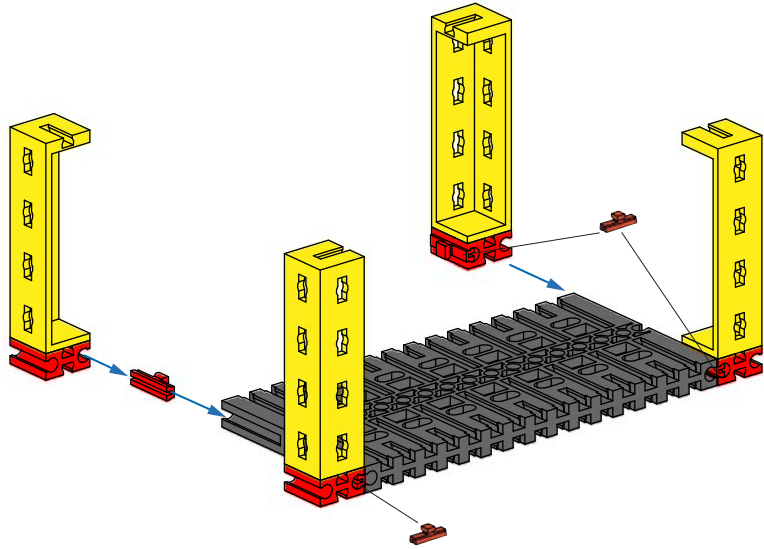
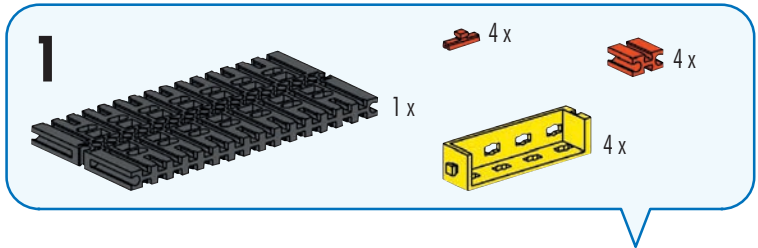





Ballweitergabe 4
 Ball forwarding 4
 Transmission du ballon 4

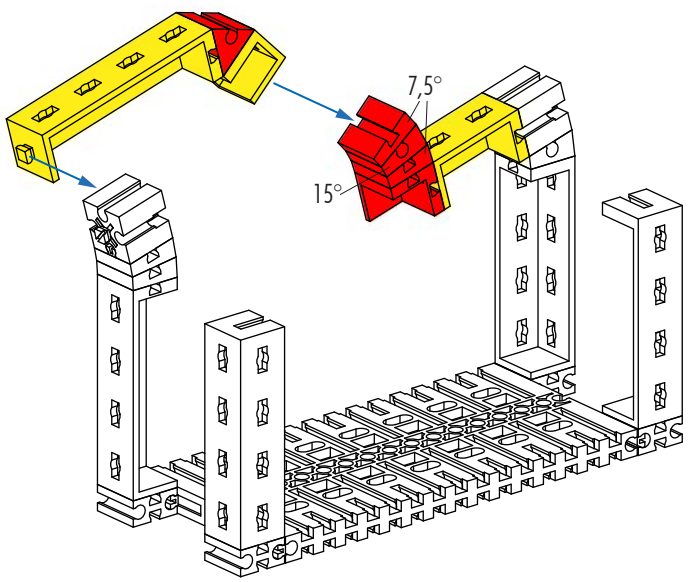

Ballen doorgeven 4
 Pase de balón 4
 Passe de bola 4

Passaggio della palla 4
 Передача мяча 4
 传球 4



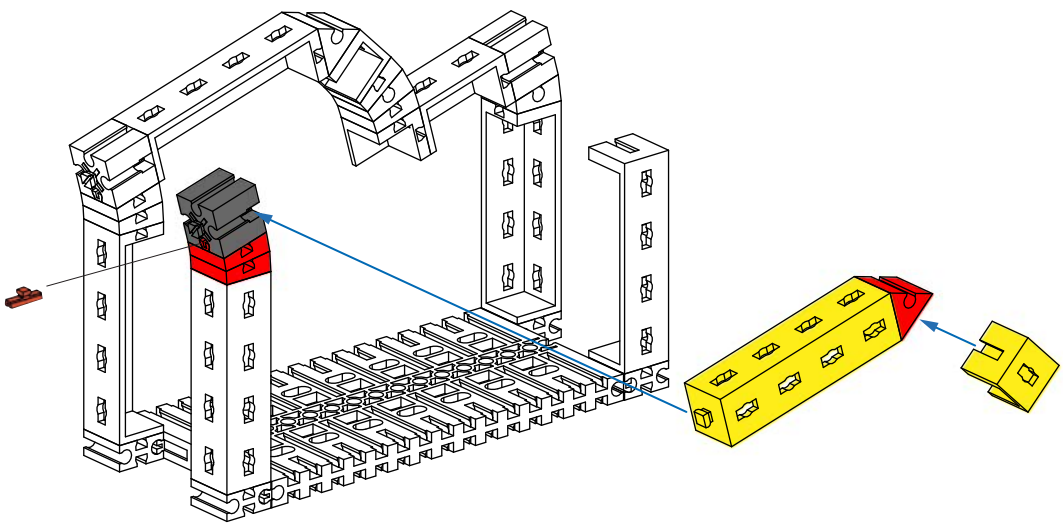
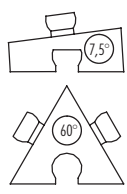
3

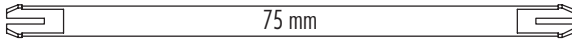
15° 1x 1x 60° 1x
 75° 2x 1x 1x





4



1x 1x 60° 1x
 75° 2x 1x


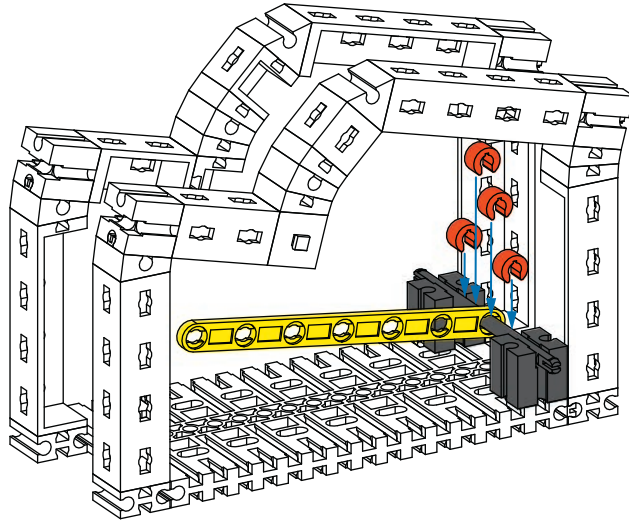






7

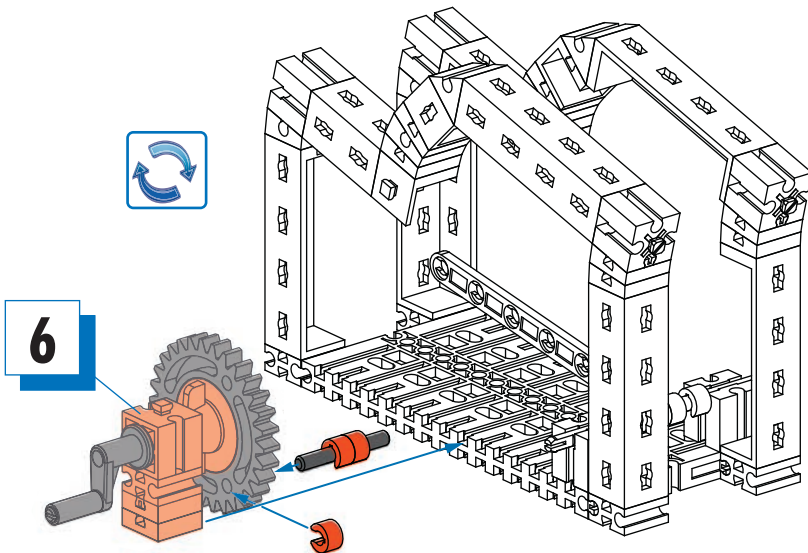
4 x  2 x 

1 x  1 x 



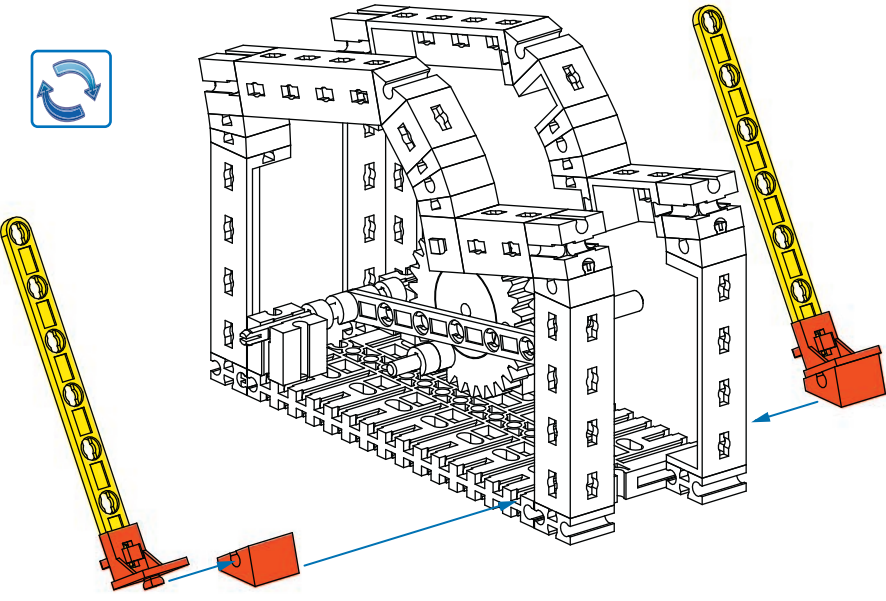
8

3 x  1 x 



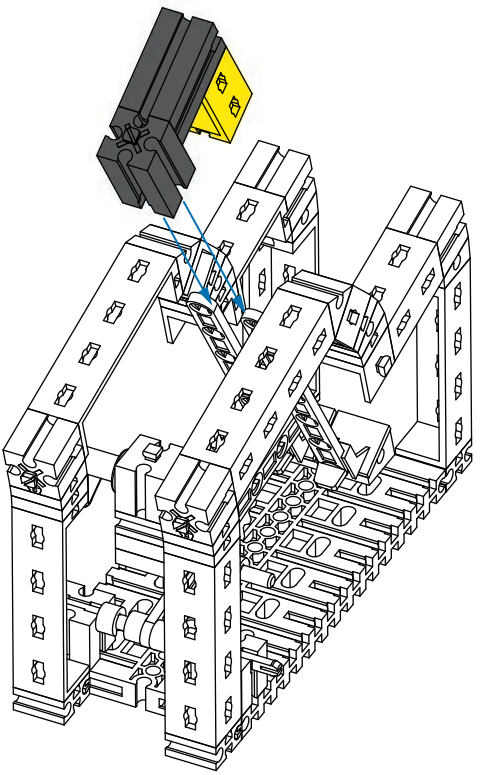
9


- 2 x
- 2 x
- 2 x
- 2 x
- 2 x



10

- 2 x
- 1 x





Class Set Simple Machines

fischertechnik GmbH
Klaus-Fischer-Str. 1
72178 Waldachtal
Germany
Phone: +49 74 43/12-43 69
Fax: +49 74 43/12-45 91
info@fischertechnik.de
www.fischertechnik.de



190833 - 03/25 - Co - Printed in Germany - Technische Änderungen vorbehalten - Subject to technical modifications

S T E M M A T H E M A T I K
I N F O R M A T I K
N A T U R W I S S E N S C H A F T
T E C H N I K

 SCIENCE  TECHNOLOGY  ENGINEERING  MATHEMATICS

10 Models